



LATAH COUNTY 4-H NEWSLETTER

“To Make the Best Better”

University of Idaho
Extension



HEAD



HEART



HANDS



HEALTH

July 2021

INSIDE THIS ISSUE:

Latah County 4-H Office.....	1
General 4-H News.....	2-4
Fair News	5
Leader's Corner	6
Calendar	7
ZSuite Tip Guide	8

LATAH COUNTY 4-H OFFICE

June was an incredibly busy and exciting month for 4-H, and with school out and summer in full swing, 4-H families are taking vacations, enjoying the sunshine, and working hard on their 4-H projects. Keep up the great work!

This month, a skilled group of youth traveled down to Boise to participate in the Idaho State Shooting Sports Contest—more on that below! Teens from all over Idaho attended the Idaho State Teen Association Convention (STAC), with a delegation participating on the UI campus, as well as virtually from all corners of the state.

Thanks to the expertise of our volunteer line dancing instructors Autumn and Bethany, we have had a lot of fun this month with a four-part class, Line Dancing Wednesdays, at the Fairgrounds.

Our summer AmeriCorps Youth Development Instructor, Bethany

Newtson, has some fun events in the works for youth this summer. Check out page 3 for a full list of activities you can join. Be sure to bring a friend!

Bethany and I also had the pleasure of working with the Troy and Genesee community library branches to offer youth activities as part of the summer reading program, and we are going to be working with the City of Moscow Parks & Recreation Dept. to offer some educational outreach activities throughout the summer, too.

We close out this month with market sheep and goat weigh-in and with Teen Leader training for 4-H camp in Lewiston. Thank you all for your dedication to 4-H...for showing up at your club and project meetings, supporting your communities, and for participating in 4-H programs at a local, regional, and state level!

Sara Fluor
Associate Extension Educator
UI Extension, Latah County

Congratulations!

We are proud of the 5 Latah County 4-H members who participated in the 2021 Idaho State Shooting Sports Contest in Boise on June 11-12. Congrats to each one of you on a job well done! Thank you for being outstanding representatives of the Latah County 4-H program!

2021 Shotgun Contest, Senior Division

Samuel Barnes	Final Rank: 1	Qualified for 2022 National Team
Carl Stanton	Final Rank: 9	
Connor Bovard	Final Rank: 8	Team Alt. for 2022 National Team
Gavin Orcutt	Final Rank: 17	

2021 Archery Contest, Senior Division

Logan Whitney	Final Rank: 6	Qualified for 2022 National Team
---------------	---------------	----------------------------------

UI Extension, Latah County
200 S. Almon Street, Suite 201
Moscow, ID 83843
Phone: 208-883-2267
Fax: 208-882-8505
Email: latah@uidaho.edu

Follow us @LatahCounty4H

4-H Youth Development
Sara Fluor, 4-H Educator
Phone: 208-883-2267
Email: sfluor@uidaho.edu

GENERAL 4-H NEWS

RECORD BOOKS



ZSuite is Idaho's statewide 4-H record book system.

If you are a new 4-H family, or did not complete any projects last year using ZSuite, please set up a family account by visiting <https://4h.zsuite.org/>.

You can find a step-by-step how-to guide at the end of this newsletter. Members will always have the option to handwrite their record book if they prefer.

Summer ZSuite Help Sessions—held via Zoom

From 4:30 pm—5:30 pm on the following dates:

- July 13
- August 12
- August 23

Choose one session, or attend all three!

Please register in advance at <https://tinyurl.com/dkn24r28>. Zoom information will be sent automatically.

Record Book Due Dates:

- Non-Market Animal, Pet, Breeding and Horse Record Books are due **Friday, Aug. 27**. Includes Breeding Beef, Dairy Cattle, Cat, Cavy, Dog, Goat (Breeding Meat, Dairy, Pack, and Pet), Horse, Pocket Pets, Poultry, Rabbit, Breeding Sheep
- Clothing & Textiles—record books are due with your exhibits on **Tuesday, Sept. 7**.
- General Projects—record books are due with your exhibits at check-in on **Wed., Sept. 15**.
- Market Animal Record Books are due **Sunday, Sept. 19**. This applies to all market animal species.

CLOTHING & TEXTILES PROJECTS

Please put these important dates and deadlines on your calendars now if you have a sewing and/or textiles project:

- **Fashion Revue Orientation** - Monday, August 9, at 6:00 pm - Latah County Fairgrounds, Middle Room. *Learn the basics about modeling your garment for the judges, how to prepare to answer questions, submit your clothing commentaries, and schedule your appointment with the judges.*
- **Fashion Revue Judging** - Tuesday, August 17, appt. TBD at orientation - Latah County Fairgrounds, Middle Room



- All **SEWING and TEXTILES** projects will be due to the Extension office on Tuesday, September 7, by 5:00 pm. This includes all clothing, quilting, crochet, knitting PLUS your record books.
- **Style Review**—Thursday, September 16, at the Latah County Fair at 5:30 pm. *Model your garment at the fair. Ribbons are awarded based on the results from judging on 8/17.*



**To be considered for a Style Review County medal you must participate in both the judged event on August 17 and Style Review on September 16 at the Latah County Fair. **



IMPORTANT 4-H RESOURCES

Check out the UI Extension 4-H Youth Development website for access to all sorts of 4-H resources! <https://www.uidaho.edu/extension/4h/documents-records>

[Idaho 4-H Policies & Procedures](#)

It is the responsibility of all members, leaders, and parents/guardians to follow 4-H policies and procedures, which includes the 4-H Code of Conduct. You are asked to review and consent to this each year during enrollment in 4-H Online.

[Idaho 4-H Project Requirements Handbook](#)

Not sure what is required of your specific project? Need some project specific resources to get started? Use the project requirement handbook throughout the year to answer your questions!

[Latah County Animal Project Policies](#)

A committee formed under Latah County Leader's Council has updated the document of county-specific policies related to all animal projects, including breeding, market, pet, and small animals.

It outlines policies specific to Latah County that are not already published in the Policies & Procedures and the Project Requirements Handbook.

All members enrolled in an animal project were mailed a hard copy of this document in late June. Please keep a copy for your records.

CLOVERBUDS: ALL ABOUT AGRICULTURE PROGRAM

BRING YOUR SOON TO BE 4-H'ERS TO
THIS PROGRAM JUST FOR THEM!

WHEN: JULY 13TH 1:00 - 2:00 P.M.
WHERE: LATAH COUNTY FAIRGROUNDS




JOIN US FOR A FREE SERIES!

ART INTRODUCTION WEDNESDAYS

Learn and create with the basics of
shading and color

**JULY 28, AUGUST 4, AUGUST 11, &
AUGUST 18**
6:30PM
LATAH COUNTY FAIRGROUNDS

AGES 6-12 | REGISTER TODAY!
[HTTPS://ARTINTRODUCTIONWEDNESDAYS.BPT.ME/](https://artintroductionwednesdays.bpt.me/)



STEM Friday's with 4-H

Come and try exciting, science based
activities at no cost!

Hosted by: Latah County 4-H

Come to all three programs:

- August 6th
- August 13th
- August 20th

Recommended Ages:
8-12
(but all are welcome!)

Latah County Fairgrounds
11:00 - 11:45 a.m.



Bethany Newton, Latah County AmeriCorps Youth Development Instructor is teaching a fun line up of programs in July & August.

Don't miss out on the fun! RSVP now so we can plan for supplies for you.

- ***Cloverbuds: All About Agriculture.*** Instructor: Bethany Newton. RSVP: https://uidaho.co1.qualtrics.com/jfe/form/SV_8nPS1BGoo2n7UWy
- ***Art Introduction Wednesdays.*** Instruction led by Autumn Cole & teaching assistant Bethany Newton. RSVP: <https://artintroductionwednesdays.bpt.me/>
- ***STEM Fridays with 4-H.*** Instructor: Bethany Newton. RSVP: https://uidaho.co1.qualtrics.com/jfe/form/SV_djzExqwZvJN7ykk

UPCOMING HORSE EVENTS

Latah County Family Horse Camp – July 14-18, Deary.

Registrations for Horse Camp are due July 1. Download the application packet at tinyurl.com/2zurfmhm.

County Horse Show – Saturday, July 24, Princeton.

Horse Show entries are due by Monday, July 19. Show bills were mailed to horse members in June.

Many of you will be at Horse Camp the weekend before the Horse Show. Please plan ahead and turn your entry form in EARLY!



AREA LIVESTOCK CAMPS

Swine, Sheep, and Goat exhibitors, check out the Next Level Livestock Camps on July 10-11 in Coeur d'Alene. These two-day camps for youth livestock exhibitors cover selection, training feeding and care. There are also some breakout sessions for adults (parent/guardian, 4-H leader, etc.)

Register at <https://www.nextlevellivestockcamps.com/>

RABBIT HEMORRHAGIC DISEASE

The first case of Rabbit Hemorrhagic Disease (RHD) has been confirmed in Idaho in early 2021 and is a highly contagious and often deadly virus in rabbits. ISDA is not asking domestic rabbit shows or exhibitions be cancelled at this time. Please be aware and enhance your biosecurity practices to protect your rabbits. For more information, visit <https://agri.idaho.gov/main/rabbit-hemorrhagic-disease/>

Latah County Fair

Latah County 4-H Clubs have an opportunity to contribute to the newest addition to the fairgrounds!

I am super excited to share some amazing news, YOU ARE GETTING A NEW SHAVINGS STORAGE PAD at that Fairgrounds! WOOT WOOT!!

Ok, maybe I am being a little corny, but I am very excited for this development, and to make this dream really come true, in the best way possible, I am asking for the assistance of your club.

The new pad foundation has been poured and looks great, and our amazing friends at Pre-Mix Inc. have agreed to an extremely generous donation of 35 ecology blocks to help

make the walls of the new pad, but we can use a few more blocks. Would your club be willing to join in the effort and buy a block?

Blocks are \$50.00 each, and we hope to have them delivered and set in early August. If your club is able to help out, please let me know by July 1, 2021 so I can make the necessary arrangements for delivery.

If we are able to complete this new pad, we will be able to adjust the way shavings are stored during Fair, and hopefully will no longer have to rely on the daily dumpster swap with Latah Sanitation.

THANK YOU!

Jim Logan

Director, Latah County Fairgrounds

jlogan@latah.id.us | 208-883-5722



Latah County Fair

ANIMAL EXHIBITOR ENTRY & CAMPER REGISTRATION FORMS AVAILABLE

The Latah County Fair is September 16-19, 2021.

All exhibitors, including Cloverbuds, showing any species of livestock or small animals must submit an animal exhibitor entry form.



This form is how you officially enter the fair. It is also essential for barn superintendents to make pen assignments and guarantee a pen for your animal(s).

If you are bringing your camper to fair, it must also be registered with the fairgrounds.

Complete your Animal Exhibitor Entry and Camper Registration forms by **AUGUST 1** at <https://www.latahcountyfair.com/p/fair/register>. Late fees apply.

For specific questions about your fair entries, contact the Latah County Fairgrounds at 208-883-5722.

WATERFOWL AT 2021 FAIR

ISDA has advised waterfowl not be housed or exhibited at county fairs to decrease transmission of Avian Influenza. Per this guidance, the Latah County Fair will not be accepting waterfowl entries in 2021.

MARKET ANIMAL SALE REGISTRATION

✔ Market animal exhibitors—have you registered for the fair? See above.

! You also need to register for the market animal sale!

- Register on the Fairwire website to participate in the sale at <http://latah.fairwire.com>
- The traditional **COOL/CONSIGNMENT Form** (Country of origin labeling/Quality Assurance Affidavit/Consignment Form) is now built into Fairwire and is NOT a separate form. You must complete your COOL form to sell your animal at fair.

- Sale registrations and COOL forms received after August 1 are subject to a \$25 late fee.

The Latah Market Animal Sale (LMAS) is excited to hold a live, in-person sale this year. In 2020, buyers and supporters loved having an online option to support Latah County youth. Online add-on support will be available this year, too.

Just like we did in 2020, youth can upload photos, video, and include a bio on their add-on support profile. A bio and pictures/video are not required, but allows buyers to view your information for the online add-on support option.

Upload your optional photos, videos, and bio by Sept 1. You want your photos of your market animal to be as recent as possible.

For questions about registering for the sale or completing your COOL form, contact LMAS at livestockmarketsale@gmail.com.

Be sure to include your name, phone number and the best time to reach you. A committee member will be happy to assist you as soon as they are able.



LIVESTOCK SALE OUTREACH

Youth play an important role in outreach for the market animal sale and building our local buyer base. Please reach out to potential buyers—friends, neighbors, business owners, etc. and invite them to attend the livestock sale on September 18 at 9:00 AM at the Latah County Fairgrounds.

4-H Policies & Procedures state youth cannot seek direct personal profit under the 4-H name and emblem, but it is highly encouraged for youth to take a community-minded approach and invite buyers to participate in supporting all youth who are selling an animal.

GENERAL 4-H PROJECT CHECK-IN

All general 4-H projects, with the exception of Clothing & Textiles (due Sept. 7), will be due on Wednesday, September 15, from 3:00 pm—7:00 pm at the Latah County Fairgrounds. Drop your exhibits and record books off at the main events center building. We will NOT be in the Ice Rink.

LEADER'S CORNER

PROSPECTIVE LEADERS

Anyone interested in becoming a certified 4-H leader must complete the leader application, background check, and interview process required for certification; and have a profile set up in 4-H Online.

Contact Sara Fluer at sfluer@uidaho.edu or 208-883-2267 to request an application packet.

RETRUNING LEADERS

Returning leaders, to maintain your certification for the 2020-2021 4-H year, you must:

- Enroll in the new 4-H year in 4-H Online.
- Complete the 20-minute Protecting Minors Training in 4-H Online during enrollment.
- Complete 2 hours of continuing education related to 4-H, youth development, or your project area. If you are taking a training through your employer or other volunteer commitment that you think might apply to your work as a 4-H volunteer, contact our office to ask about it.

TRAINING OPPORTUNITIES

- **QPR Suicide Prevention Training**—Idaho 4-H & Idaho Dept. of Health and Welfare have partnered to provide QPR Gatekeeper training to 4-H Volunteers. QPR is designed to teach others the warnings signs of a suicide crisis and how to respond. This is a no-cost, 1-hour online training that could help save a life. Register at: <http://bit.ly/Idaho4HQPR>. Send your completion certificate to sfluer@uidaho.edu for your leader file.
- **CALS Speaker Series**—[Temple Grandin](#) lecture <https://www.uidaho.edu/cals/news-and-events/speaker-series>
- **Stewards of Children**—offered through Gritman Medical Center. We will reimburse you the cost of the class if you provide proof of attendance.

4-H ONLINE 2.0 LEADER ACCESS

Fully enrolled club organizational leaders can view their club's roster in 4-H Online 2.0. This does *not* include a project breakdown at this time.

If you are in need of a breakdown of members by project, please contact our office and we will provide you with a detailed list.

LATAH COUNTY LEADER'S COUNCIL BY-LAWS

A committee formed under Latah County Leader's Council has completed updates on Leader's Council By-Laws. A copy will be emailed to all leaders and it can be accessed on our website at: <https://www.uidaho.edu/extension/county/latah/4-h/volunteer>.

Upcoming meetings for Horse Leaders, Livestock Leaders, & Leader's Council:

- July 26
- September 27
- November 22

Meetings will be held at the Latah County Fairgrounds unless otherwise noted.

Groups meet as follows:

- Horse Leaders—5:30 pm
- Livestock Leaders—6:00 pm
- Leaders Council—6:30 pm



JULY

- 5—Holiday, Latah County Extension closed—Independence Day (observed)
- 6-7 State Horse Contest
- 13—Cloverbuds Program: All About Ag
- 14-18—Horse Camp @ Pony Club Grounds, Deary, ID
- 16-19—CL2N 4-H Camp @ Camp Sanders, ID
- 24—Horse Show
- 26—Leader’s Council Meeting
- 28—Art Introduction Wednesdays
- 29—Cat Show @ 6:00 PM, Latah County Fairgrounds

AUGUST

- 4—Art Introduction Wednesdays
- 6—STEM Fridays with 4-H
- 9—Fashion Revue Orientation @ 6:00 pm, Latah County Fairgrounds
- 11—Art Introduction Wednesdays
- 13—STEM Fridays with 4-H
- 17—Fashion Revue Judging, appt. time TBD at Orientation, Latah County Fairgrounds
- 18—Art Introduction Wednesdays
- 20—STEM Fridays with 4-H
- 27—Non-Market Animal & Horse Record Books Due

SEPTEMBER

- 6—Holiday, Latah County Extension closed—Labor Day
- 7—All Sewing and Textiles projects and record books due to Extension by 5:00 pm
- 16-19—Latah County Fair
- 19—Market Animal Record Books Due

OCTOBER

- 1—Beginning of 2021-2022 4-H Year
- 22-24—Statewide Ambassador Summit—Camp Horsetheif, Cascade

NOVEMBER

- 1—Club Financial Summaries Due
- 14—Latah County Awards Night
- 22—Leader’s Council Meeting



TIP SHEET FOR IDAHO 4-H FAMILIES

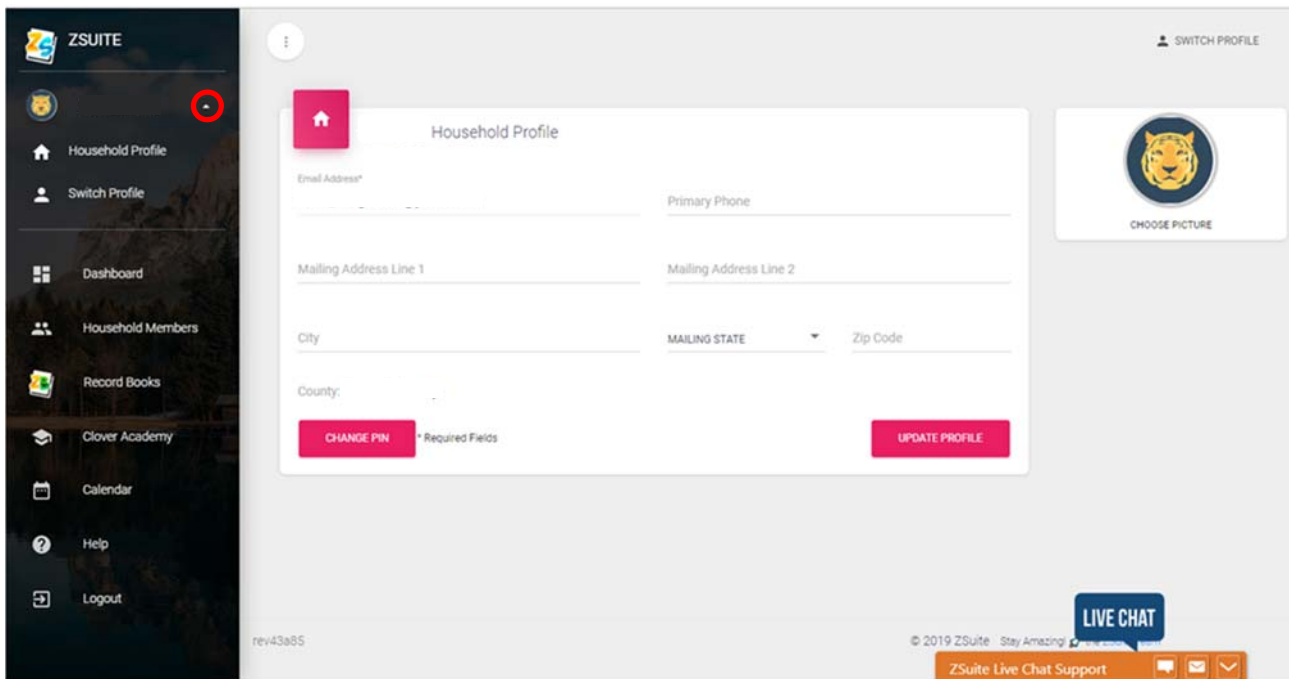
STEP 1: visit: <https://4h.zsuite.org> *If you are a new ZSuite user: A parent or guardian must create your family account!* Follow steps 1 – 3 to do this. If you are a returning Zsuite user, please skip to **Step 4**.

STEP 2: Click the blue “Sign up” button

PRO TIP: Any time you have a question, click the orange “ZSuite Live Chat Support” to chat with a ZSuite Customer Service Representative!

STEP 3: Enter the requested information, click STATE, choose IDAHO. A drop box for COUNTY will pop up, choose your county. Then click the yellow “LET’S GO” button.

STEP 4: If you have already created your ZSuite account this is the first screen you will see after you log in! You are now at your family dashboard.



In this screen you can see:

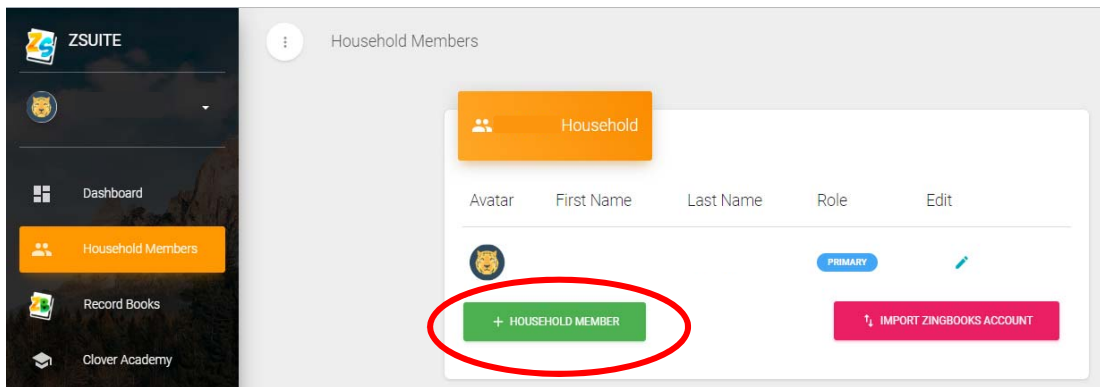
- Your clubs (after you have joined them in ZSuite)
- Build your To Do List (only your family members can see this)
- Announcements from your club, county, state and ZSuite
- Shared Files from your club, county, state and ZSuite
- Upcoming Events from your club, county, state and ZSuite

From this screen you will access all other features of your new ZSuite Account.

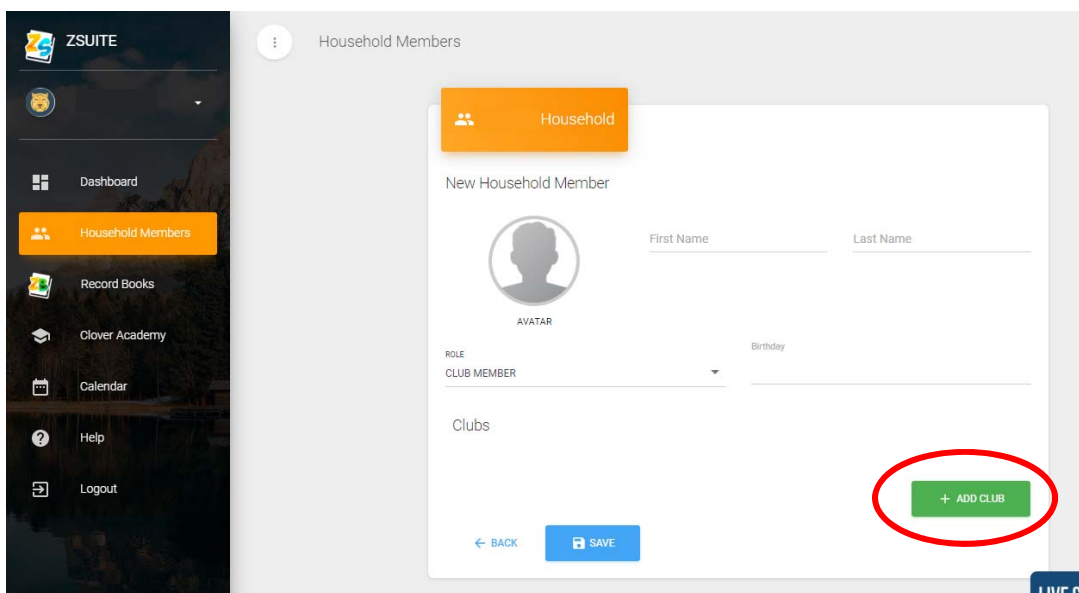
- Click the drop-down arrow next to your name (circled in red in the above screenshot)
 - Household Profile: Change your contact information and profile picture
 - Switch Profile: Once you have built your family member profiles, you can switch between them in this screen.
- Dashboard: will always take you back to your home screen
- Household Members: Where you manage your family member profiles.
- Record Books: As your child(ren) adds Record Books and Involvement Reports, you will be able to see them here.
- Clover Academy: This feature is not yet active, but as ZSuite adds training and classes to the program they will populate here.
- Calendar: As events are added to the upcoming events calendar, they will auto-populate here.
- Help: This is where you will find videos, tip sheets and other helpful information from ZSuite.
- Logout: Log all of your family profiles out of the system.

STEP 5: Create your child(s) accounts.

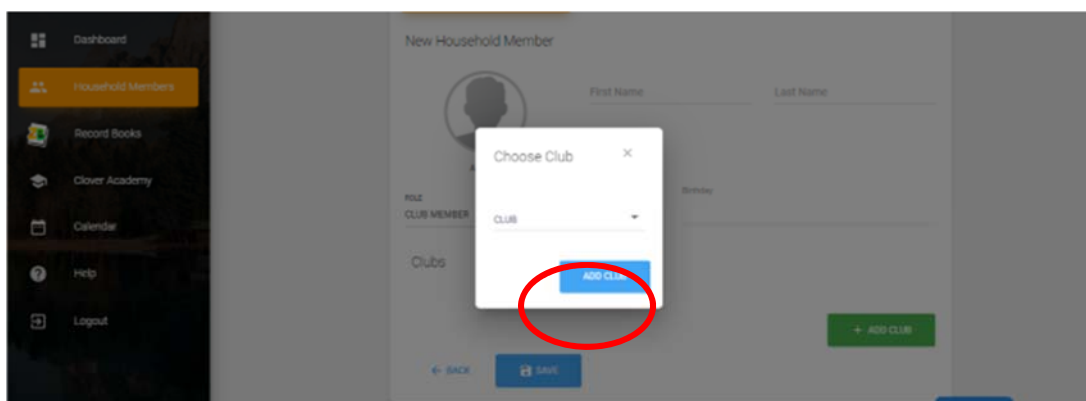
- From the Dashboard, click Household Members
 - Click the green “+ Household Member” button



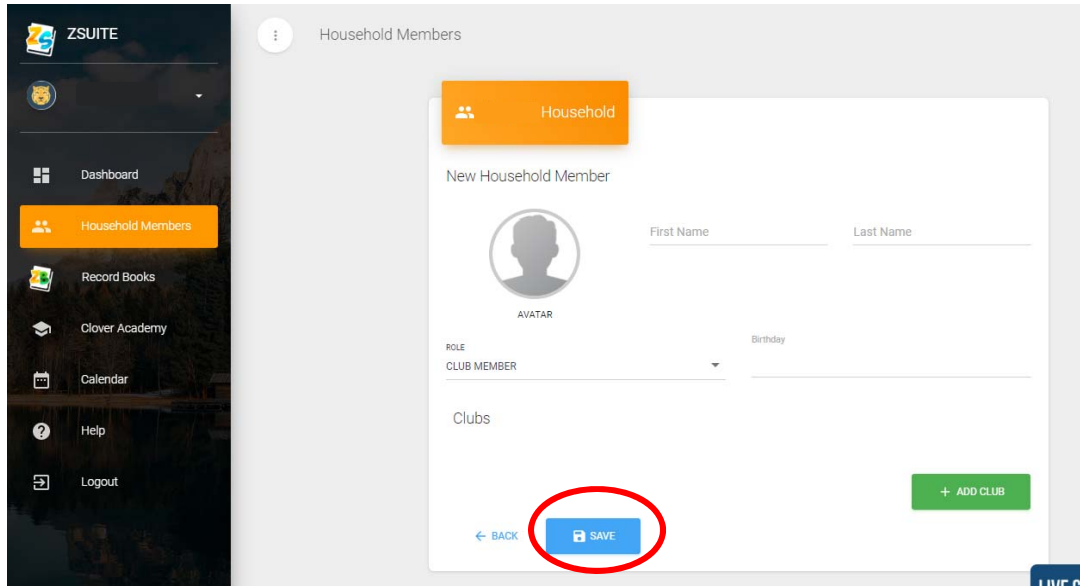
- Fill in first name, last name, mark Role as “Club Member”, add birthdate. Then click the green “+ADD CLUB” button.



- Choose your club from the drop-down menu, click the blue “ADD CLUB” Button

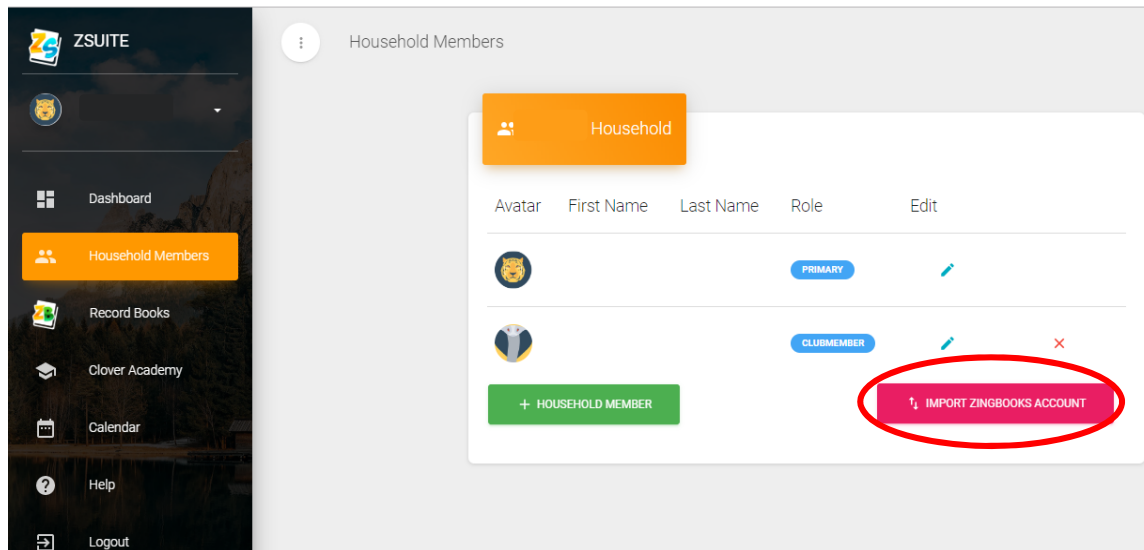


- If your child is active in multiple clubs, click the green “+ADD CLUB” button and repeat this step as many times as necessary to add all clubs to their profile.
- Once all clubs have been added to this child’s profile. Click the blue “SAVE” button on the New Household Member Screen.

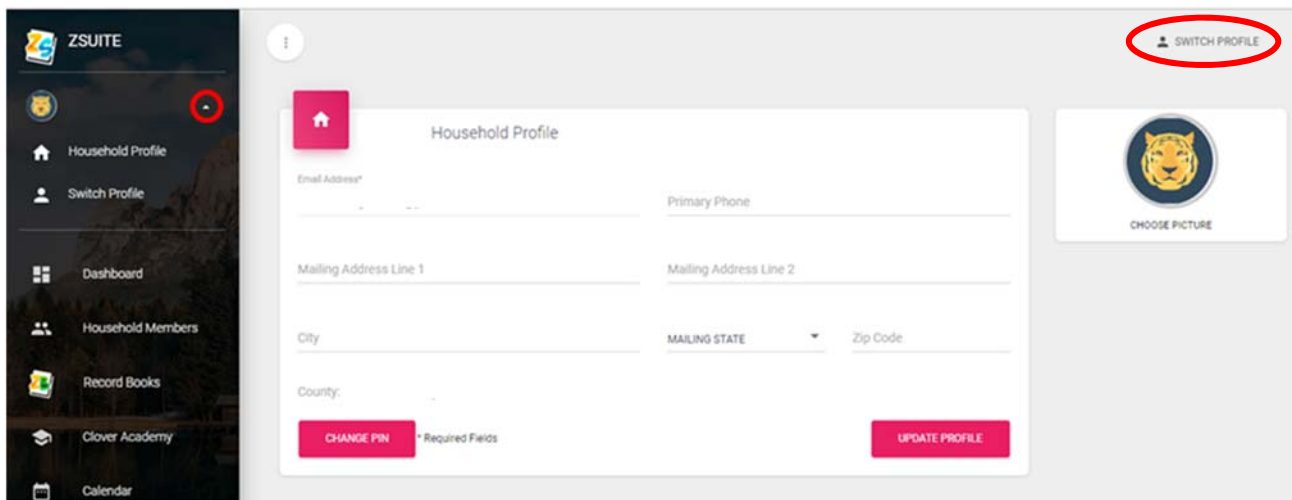


STEP 6: Repeat all of **STEP 5** until all children and adult club volunteers have been added to the Household Members Screen.

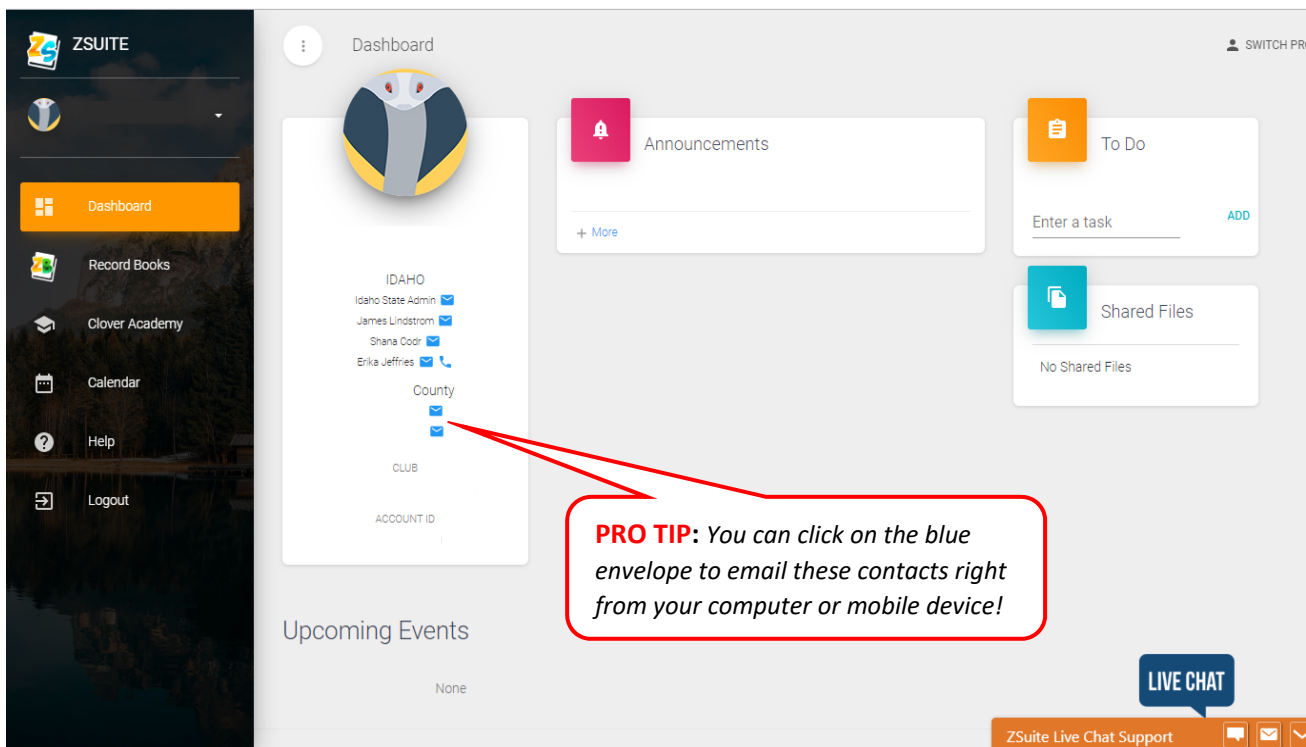
PRO TIP: If you were part of a pilot county in Idaho, you can import your 2019 records by clicking the pink “IMPORT ZINGBOOKS ACCOUNT” button here.



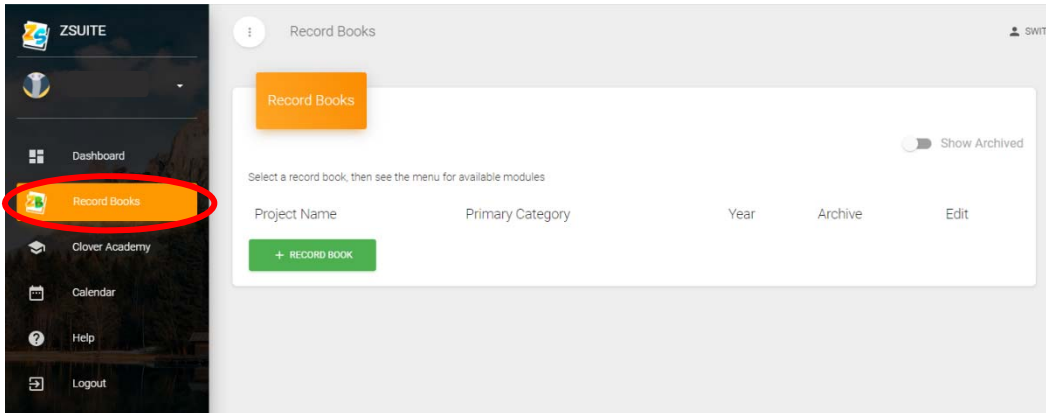
STEP 7: Switch profiles for your child to access their records. You can switch profiles by clicking the drop-down arrow next to your family name in the left side menu or click the [Switch Profile](#) link on the top right side of the screen.



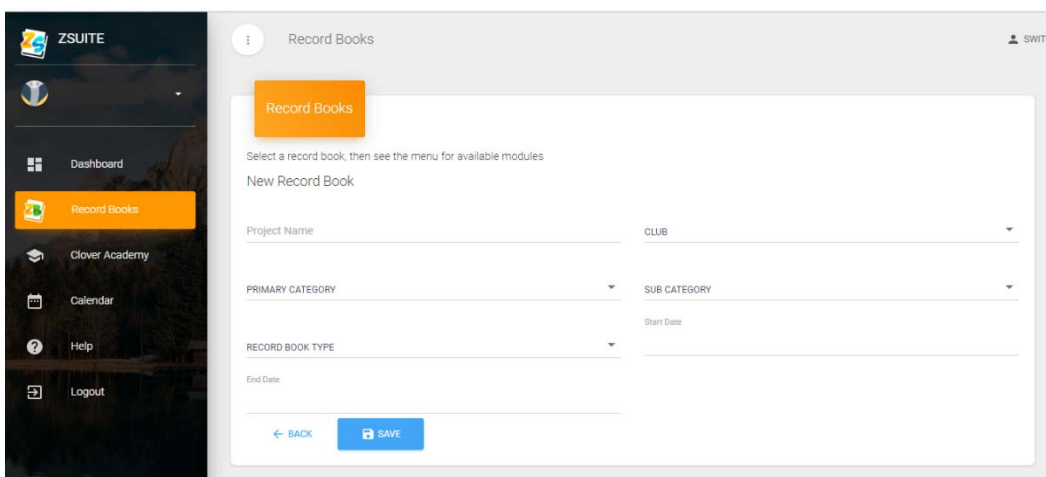
STEP 8: You are now at the [Youth Dashboard](#). Youth members can access this page to see their clubs, announcements, shared files upcoming events and build their to-do list just like on the [Family Dashboard](#).



STEP 9: Click Record Books on the left side menu.



STEP 10: Click the green “+ RECORD BOOK” button.



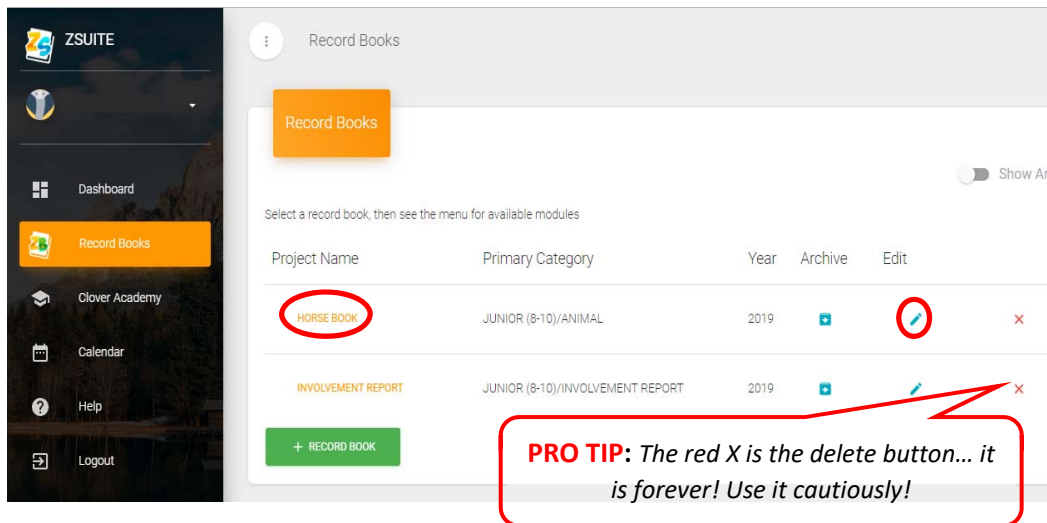
- **Project Name:** Use a name relevant to the project such as “Market Swine” or “Cake Decorating”.
- **Club:** Choose the club that you will be completing this project in.
- **Primary Category:** Select your age division, based on your age as of January 1, 2020.
- **Sub-Category:** Choose the book you need to complete for this project.
 - **Animal:** Any project that has a heartbeat uses this book.
 - **General/Non-Animal:** Any project that does not have a heartbeat.
 - **Involvement Report:** Your life-long 4-H record of activities and events.
 - **Secretary:** If you are a club secretary, use this record to keep track of your club meetings, attendance and events.
 - **Treasurer:** If you are a club treasurer, use this record to keep track of your club finances, auditing and reporting.
- **Record Book Type:** Only applies to Animal Record Books. Choose Breeding/Pet or Market Animal.
- **Start Date:** October 1 of each year.
- **End Date:** September 30 of each year.

PRO TIP: Per Idaho 4-H Requirement Handbook, every 4-H member in Idaho must maintain their *Involvement Report* for their entire 4-H experience.

STEP 11: Click the blue “SAVE” button.

STEP 12: Repeat **STEP 10 and 11** as many times as necessary to add all record books and one (1) involvement report per child.

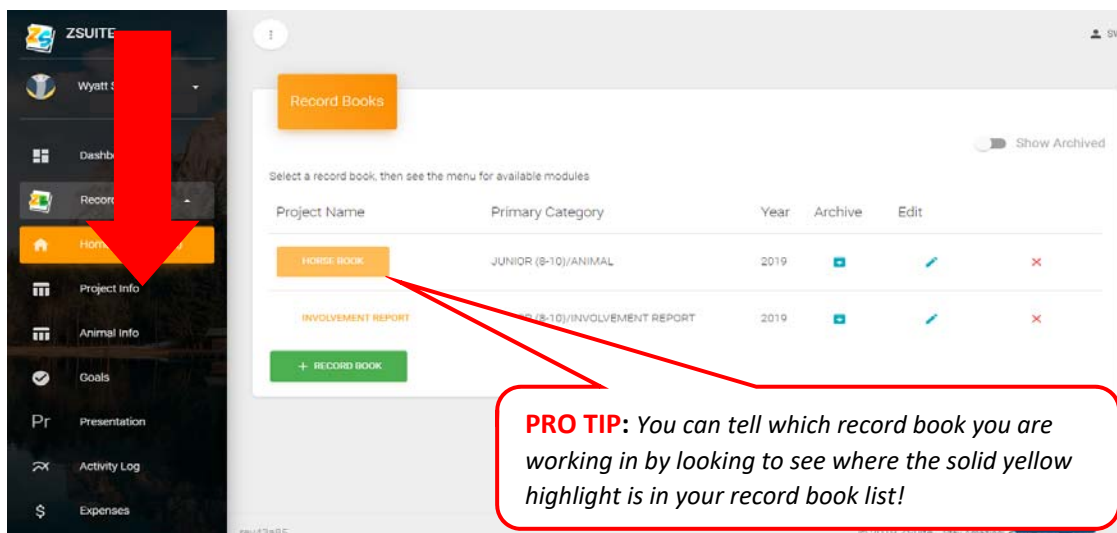
STEP 13: Click the yellow link under Project Name to access that record. Click the blue pencil under “Edit” if you wish to edit the name, type, or age division associated with that record.



Project Name	Primary Category	Year	Archive	Edit
HORSE BOOK	JUNIOR (8-10)/ANIMAL	2019	[+]	[Pencil] [X]
INVOLVEMENT REPORT	JUNIOR (8-10)/INVOLVEMENT REPORT	2019	[+]	[Pencil] [X]

PRO TIP: The red X is the delete button... it is forever! Use it cautiously!

STEP 14: You can now edit the tabs (pages) of your record book by clicking on the tabs located in the left menu.



PRO TIP: You can tell which record book you are working in by looking to see where the solid yellow highlight is in your record book list!

STEP 15: Once you have completed entering all of your data. Click the “Record Book” tab at the bottom of the left-hand menu to download for printing or to submit your completed record book.

PRO TIP: Save your record book after each update by clicking “Record Book” then choose “Download” and save to your computer or device as a backup.

