



University of Idaho Extension



HEAD



HEART



HANDS



HEALTH

April 2021

INSIDE THIS ISSUE:

Latah County 4-H Office.....	1
COVID-19 Protocols	1
General 4-H News.....	2
Horse News	4
Livestock News.....	5
Leader's Corner.....	6
Calendar	7
ISDA Livestock Import.....	8
Model Horse Show Registration	9
ZSuite Tip Guide	15

UI Extension, Latah County
 200 S. Almon Street, Suite 201
 Moscow, ID 83843
 Phone: 208-883-2267
 Fax: 208-882-8505
 Email: latah@uidaho.edu

Follow us @LatahCounty4H

4-H Youth Development
 Sara Fluor, 4-H Educator
 Phone: 208-883-2267
 Email: sfluor@uidaho.edu

LATAH COUNTY 4-H NEWSLETTER

“To Make the Best Better”

LATAH COUNTY 4-H OFFICE

This time of year, our office tends to hear from members and leaders about their club and project plans for the remainder of the 4-H year. It is always rewarding to visit with leaders and members about their goals, projects, and the new skills everyone is learning. Keep up the great work!

Plans are moving forward for regional and statewide summer events, including 4-H Camp and STAC. You can expect modifications to both events in order to meet the COVID protocol set by University of Idaho. The north-central Idaho counties planning camp will be communicating registration information and deadlines in the coming weeks, so stay tuned for details and be sure to read more about the important changes for camp on page 3. Teens can plan on State Teen Association Convention (STAC) this summer on June 21-24. Conference platform and registration details will be announced by the State 4-H Office soon.

I want to close by congratulating Owen Allenger, Kacie Clyde, and Punk Knott on being selected to serve on the Know Your Government Steering Committee for the 2022 conference. These 4-H members applied and interviewed for this statewide committee assignment and will play an important role in planning KYG next year. Congratulations!

Sara Fluor
 Associate Extension Educator
 UI Extension, Latah County

COVID-19 & 4-H PROGRAM PROTOCOLS

ANNEX ACCESS

Access to the Latah County Annex building is currently by appointment only. If you need to visit us in-person, please call in advance to set an appointment at 208-883-2267. Building policy requires face coverings for entry.

CURRENT PROTOCOL ON GATHERING SIZE

Idaho is in Stage 3 of the Idaho Rebounds Plan in response to COVID. Here is how this impacts 4-H in Idaho:

- Any 4-H club and/or project meeting is limited to a **maximum of 50 individuals** in any face-to-face setting. This count includes members, volunteers, parents, siblings, etc.
- Please continue taking precautionary measures, including utilizing face coverings/masks, practicing appropriate physical distancing, and sanitation procedures. Wash your hands, cover coughs/sneezes, regularly clean high-touch surfaces. Anyone who feels sick should stay home.
- The emergency health order for the City of Moscow requiring face coverings and physical distancing of 6' remains in effect.

Thanks to each one of you for your dedication and continued efforts to keep your fellow 4-H members and communities healthy. We can always count on 4-H members to set a good example for others to follow—thank you!

GENERAL 4-H NEWS

ENROLLMENT

All new and returning 4-H members and leaders must be enrolled in the 2020-2021 4-H year. You are not considered a 4-H member until you complete enrollment through 4-H Online and pay your dues.

STEP 1:

- Go to <https://v2.4honline.com>. Bookmark this page for future access.
- Login to your 4-H Online account with your existing credentials. Do not create a new account if you are a returning member or leader.
- Complete the requested information.
- Please update your project list! We look at your project list each year so we can plan for fair. Be sure to drop any old projects you are no longer participating in and add any new projects.

STEP 2:

- **ACTIVATE** your enrollment by paying your dues via check, cash, or by credit card over the phone:

General Members: \$25

Horse Members: \$30

Leaders: \$5

Family Cap (3+ members): \$75

***Members are not covered by 4-H accident insurance until dues are paid!**

Need help? Stop by the Extension office and we will walk you through the process, or visit <https://www.uidaho.edu/extension/4h/4honline/help> for a step-by-step guide.



IMPORTANT 4-H RESOURCES

Check out the UI Extension 4-H Youth Development website for access to all sorts of 4-H resources!

<https://www.uidaho.edu/extension/4h/documents-records>

Be sure you have read and know where to find these important documents:

[Idaho 4-H Policies & Procedures](#)

It is the responsibility of all members, leaders, and parents/guardians to follow 4-H policies and procedures, which includes the 4-H Code of Conduct. You are asked to review and consent to this each year during enrollment in 4-H Online.

[Idaho 4-H Project Requirements Handbook](#)

Not sure what is required of your specific project? Need some project specific resources to get started? Use the project requirement handbook throughout the year to answer your questions!

RECORD BOOKS

ZSuite is Idaho's statewide 4-H record book system. We will be moving into year two of using ZSuite for project record books.

If you are a new 4-H family, or did not complete any projects last year using ZSuite, please plan to set up a family account by visiting <https://4h.zsuite.org/>.

You can find a step-by-step guide at the end of this newsletter. Members will always have the option to handwrite their record book if they prefer .

Leaders—if you would like a ZSuite training at your next club meeting, please contact Sara Fluer at sfluer@uidaho.edu or 208-883-2267 to schedule a training. Training can be provided in person or virtually. Plan for 1 hour. Certified 4-H leaders in attendance will automatically receive up to 1 hour toward their annual training!

Leaders, Latah County is offering leader training on ZSuite in May to help you learn more about monitoring record book progress. Check out page 6 for dates!



GENERAL 4-H NEWS

COLLEGE SCHOLARSHIP



Graduating seniors, the application for the Latah County 4-H David Trail Green & Gold Scholarship is available. Must be current members of Latah County 4-H in good standing to apply.

Visit the [Latah County Extension website](#) for the application or contact our office for a copy.

Applications are due May 1.

4-H CAMP

Exciting news! We are moving forward with plans for camp in July! Camp is held in cooperation with 4-H programs in Clearwater, Lewis, Latah, Nez Perce Counties (CL2N Camp).

Camp is open to participants who are 8 years old as of January 1, but once youth reach the 8th grade, they may only attend camp as a teen leader.

There will be some key changes this year:

- New location—Camp Sanders, located southeast of Tensed, ID
- New Dates—July 16-19
- Space will be limited. We will be planning for a slightly smaller camp this year.
- Registration will open in the next few weeks.

Teen Leadership Opportunity!

Teens, we will need your help as Group Leaders and Cabin Leaders at camp. Teen leaders must be in the 8th grade or older and need to plan to attend the Teen Leader Training in Lewiston on June 30, 2021. Keep an eye out for Group and Cabin Leader applications coming soon. This is a great regional leadership opportunity!



STATE TEEN ASSOCIATION CONVENTION (STAC)

STAC will be held June 21-24, 2021. The theme is *4-H Strong - No Matter the Distance*.

This statewide event is an opportunity for youth, grades 8-12, to experience college life, explore career opportunities and prepare for a lifetime of success with other Idaho teens.

Conference platform, registration details, and schedule will be coming soon!

2021 VANDAL GIVING DAY

Vandal Giving Day is April 6–7. This year, all county 4-H programs in Idaho will be represented on the giving page, including Latah County 4-H. Donations will be directed to <https://vandalsgive.uidaho.edu/> where each county will have their own donation link. This is a great opportunity for our supporters to know their donations are going directly to Latah County.

The county that has the most donors contribute from their community will receive a \$1,000 match from the University of Idaho Foundation, the second place county will receive \$600 and the third will receive \$400.

Vandal Giving Day is a day of philanthropy to raise money for the CALS Excellence Fund, CALS Departments, U of I Extension, and Idaho 4-H. All outreach for this event is done primarily through social media to reach a wide variety of donors.

UPCOMING HORSE EVENTS

- **Horse Judging** – Saturday, April 10 @ 8:30 AM
- **County Horse Bowl** – Saturday, April 24 @ 1:00 PM—RSVP no later than 4/16 at <https://tinyurl.com/3s3j7evb>. *Minimum 8 participants needed to hold this event.*
- **Model Horse Show** – Sunday, May 2 @ 1:00 PM - register by 4/26. See entry form on page 9.
- **District Horse Bowl** – Saturday, May 15
- **State Horse Contest** – July 6-7.
- **Latah County Family Horse Camp** – July 14-18 (*tentatively*)
- **County Horse Show** – Saturday, July 24

NOTE: To be eligible for year-end horse awards, members must participate in at least one county activity, such as Horse Judging or Horse Bowl.

HORSE IDENTIFICATION FORMS

Horse identification forms are due to Latah County Extension **April 15**. Every odd-numbered year, all members are required to turn in new/updated papers on their project animal(s). This year ALL horse members are expected to turn in new forms.

If your family has multiple horses that you may ride, we *strongly* encourage turning in identification papers for all horses by the above deadline. Minimum ownership/lease for horses is 90 days, so you need to have all possible project animals owned/leased and identified with our office by April 15.

GENERAL HORSE REMINDERS



Safety Reminder! 4-H members participating in any 4-H equestrian activity must wear an approved helmet whenever they are mounted on an equine or are in a vehicle (cart, wagon, buggy, etc.) being pulled by an equine. An approved helmet meets the minimum performance standards imposed by the American Society for Testing Materials (ASTM) F1163 and includes certification and labeling required by the Safety Equipment Institute (SEI).

PNW 4-H Horse Contest Guide—Idaho uses the PNW 4-H Horse Contest Guide. It is a good idea to review this guide every year so you are familiar with the rules and expectations of participating in 4-H Horse Contests. Hard copies are available at Latah County Extension or you can access it on UI Extension's [website](#).

Horse Project Resources—check out UI Extension's website for horse project resources, including project requirements, permanent identification and health record, project manual, and more! <https://www.uidaho.edu/extension/4h/projects/horse>.

2021 UI EXTENSION 4-H & BLM WILD HORSE PROGRAM

In 2020, Moscow Mustangs participated in this program and trained a mustang. We are hopeful to see this project again in Latah County in 2021. This is a short-term, club-oriented commitment, so that multiple youth may benefit from the experience.

Prospective clubs must apply for this opportunity, and 4-H members must be at least 12 years old to be considered to train a weanling or 14 years old to train a yearling. Funds raised through the adoption go back to the club, less \$25, which goes to Bureau of Land Management (BLM).

Upcoming opportunity to apply in 2021:

Event: Western Idaho Fair*

- Application deadline — June 16, 2021
- Pick-up — June 26, 2021
- Trail Challenge — Aug. 27, 2021
- Western Idaho Fair display — Aug. 27-29, 2021
- Sale — Aug. 29, 2021

*Events will be modified as-needed to meet COVID-19 protocol.



Educational Opportunity for Livestock Youth!

LIVESTOCK FIELD DAYS

Annual Livestock Field Days 2021 will be held virtually. Youth and Leaders, whether you are new to livestock or are a seasoned pro, there will be a lot of valuable interactive content covered!

- **SHEEP**—April 3; 9:00 am—12:00 pm
- **GOAT**—April 10; 9:00 am—12:00 pm

Registration fee \$5/person. *Latah County Livestock Leaders & Leader's Council has generously offered to cover the \$5 registration fee for **currently enrolled Latah County 4-H members**.* Complete your enrollment now so are eligible for this opportunity.

How to request this scholarship:

Follow these instructions carefully - It is critical you indicate that you are with Latah County 4-H or you will not receive this scholarship!

1. Open the registration link <http://bit.ly/2021livestockfielddayregistration>
2. Fill out the requested information.
3. When you get to the payment section, check the boxes for 'Scholarship' **AND** 'Other'. In the 'Other' field, you must type 'Latah County 4-H'.

ANIMAL OWNERSHIP

Reminder that as you select animal projects for the year that *all animal projects*, large livestock and small animals, require ownership and/or providing primary care for a specific number of days. Plan ahead and make sure you are enrolled in 4-H **and** have your animals secured well in advance.

Days of possession are set at the state level and can be referenced in the [Idaho Project Requirements Handbook](#).

LIVESTOCK IMPORT REMINDER



As you confirm plans to bring home your project animals, remember that Idaho State Dept. of Agriculture has import requirements for all market and breeding livestock entering the state.

This is not new—these rules apply to anyone, including 4-H & FFA youth, who are bringing livestock into the state. An essential part of being a responsible livestock producer is understanding and following these rules. Please review the [ISDA Quick Reference on page 8](#) for species-specific information.

MARKET LIVESTOCK TAGGING/WEIGH-IN

- **Beef**—Saturday, April 17, Monson Barn—UI Campus, 7:00 AM—9:30 AM.
- **Swine**—Ownership by Monday, June 1. Leaders must have animals tagged and records submitted to Extension office by June 7.
- **Sheep & Goat**—Monday, June 28, Latah County Fairgrounds, 3:00 PM—6:30 PM.

4-H members must have paid annual enrollment dues and be 'Active' in 4-H Online by their respective species tagging/ weigh-in date.

To ensure consistency between programs, members should be prepared to designate their primary project animal and floater as either 4-H or FFA at designated county tagging/ weigh-in events and deadlines.

CHIP GILLIAM MEMORIAL PROGRAM

In need of financial assistance for your market project? The Chip Gilliam Memorial Fund is a loan program through the Latah County Fair Office. Since 1997, the loan program has been available to help Latah County youth with financial assistance for their 4-H and FFA market animal projects.

Loan applications are due to the Fair Office March 31, but applications are reviewed on an ongoing basis as funds are available—when in doubt, apply! Applications may only be submitted by Latah County 4-H or FFA members, with approval of their 4-H leader or FFA Advisor.

Applications are found on the Latah County Fair & Events Center [website](#). Questions can be directed to the Latah County Fair Office at 208-883-5722.


RABBIT HEMORRHAGIC DISEASE

The Idaho Department of Fish and Game (IDFG) and Idaho State Department of Agriculture (ISDA) announced the confirmation of Rabbit Hemorrhagic Disease (RHD) found in two wild jackrabbits in Ada County on 3/26/21. This is first case of RHD identified in wild or domestic rabbits in Idaho and is a highly contagious and often deadly virus in rabbits.

ISDA is not asking domestic rabbit shows or exhibitions be cancelled at this time. Please be aware and enhance your biosecurity practices to protect your rabbits. For more information, visit <https://agri.idaho.gov/main/rabbit-hemorrhagic-disease/>

WATERFOWL AT 2021 FAIR

Idaho State Department of Agriculture has advised waterfowl not be housed or exhibited at county fairs to decrease transmission of Avian Influenza. Per this guidance, **the Latah County Fair will not be accepting waterfowl entries in 2021.**



LEADER'S CORNER

PROSPECTIVE LEADERS

Anyone interested in becoming a certified 4-H leader must complete the leader application, background check, and interview process required for certification; and have a profile set up in 4-H Online.

Contact Sara Fluer at sfluer@uidaho.edu or 208-883-2267 to request an application packet and have any questions answered about the process.

RETRUNING LEADERS

Returning leaders, to maintain your certification for the 2020-2021 4-H year, you must:

- Enroll in the new 4-H year in 4-H Online.
- Complete the 20-minute Protecting Minors Training in 4-H Online during enrollment.
- Complete 2 hours of continuing education related to 4-H, youth development, or your project area. If you are taking a training through your employer or other volunteer commitment that you think might apply to your work as a 4-H volunteer, contact our office to ask about it.

MEETING ATTENDANCE

This time of year, our office receives a lot of questions from leaders about club and project meeting attendance. Page 10 of [Idaho 4-H Policies and Procedures](#) specifies that members must attend the *majority* of scheduled club and project meetings.

- Establish your meeting schedule well in advance so members can put dates on their calendars.
- Knowing the total number of meetings in advance helps families plan ahead and assists you as a leader in holding members accountable for their attendance.

Per Policies and Procedures, regular 4-H clubs should be meeting 6 or more times per year. Project leaders can determine the total number of meetings they wish to schedule and whether they want to set more strict attendance requirements than the minimum required majority attendance.

TRAINING OPPORTUNITIES

- QPR Suicide Prevention Training

Idaho 4-H & Idaho Dept. of Health and Welfare have partnered to provide QPR Gatekeeper training to 4-H

Volunteers. QPR is designed to teach others the warnings signs of a suicide crisis and how to respond. This is a no-cost, 1-hour online training that could help save a life. Register at: <http://bit.ly/Idaho4HQPR>. Send your completion certificate to sfluer@uidaho.edu for your leader file.

- **CALS Speaker Series**—[Temple Grandin](#) lecture <https://www.uidaho.edu/cals/news-and-events/speaker-series>

- **Stewards of Children**—offered through Gritman Medical Center. We will reimburse you the cost of the class if you provide proof of attendance.

- **Livestock Field Days 2021**— Sheep 4/3; Goat 4/10. All sessions will be held virtually.

- **Leader Training on ZSuite Record Books**—we are hosting a ZSuite record book training to help leaders learn more about overseeing their member's record books using this platform.

- May 6th from 6:00 pm—7:00 pm via Zoom
- May 20th from 6:00 pm—7:00 pm via Zoom

Register at <https://tinyurl.com/r9a3eyxs>. You will automatically receive Zoom meeting details via email upon registration.

4-H ONLINE 2.0 LEADER ACCESS

Fully enrolled club organizational leaders can view their club's roster in 4-H Online 2.0. This does *not* include a project breakdown at this time.

If you are in need of a breakdown of members by project, please contact our office and we will provide you with a detailed list.

Upcoming meetings for Horse Leaders, Livestock Leaders, & Leader's Council:

- May 24
- July 26
- September 27
- November 22

Meetings will be held at the Latah County Fairgrounds unless otherwise noted.

Groups meet as follows:

- Horse Leaders—5:30 pm
- Livestock Leaders—6:00 pm
- Leaders Council—6:30 pm



CALENDAR

APRIL

- 3—Sheep Field Day
- 10—Goat Field Day
- 10—Horse Judging
- 15—Horse Identification Sheets Due
- 17—Market Beef Tagging/Weigh-in
- 24—Horse Bowl

MAY

- 2—Model Horse Show
- 6—ZSuite Leader Training via Zoom
- 15—District Horse Bowl
- 20—ZSuite Leader Training via Zoom
- 24—Leader's Council Meeting
- 31—Holiday, Latah County Extension closed—Memorial Day

JUNE

- 1—Market Swine Possession Deadline
- 11-12—State Shooting Sports—Boise
- 15—UI Dairy Cattle lease forms due to Extension office
- 21-24—State Teen Association Convention (STAC)
- 28—Market Sheep and Meat Goat Weigh-in/Tagging

JULY

- 5—Holiday, Latah County Extension closed—Independence Day (observed)
- 6-7 State Horse Contest
- 14-18—Horse Camp (*tentative*)
- 16-19—CL2N 4-H Camp @ Camp Sanders, ID
- 24—Horse Show
- 26—Leader's Council Meeting

AUGUST

- 9—Fashion Revue Orientation @ 6:00 pm, Latah County Fairgrounds
- 17—Fashion Revue Judging, appt. time TBD at Orientation, Latah County Fairgrounds
- 27—Non-Market Animal & Horse Record Books Due

SEPTEMBER

- 6—Holiday, Latah County Extension closed—Labor Day
- 7—All Sewing and Textiles projects and record books due to Extension by 5:00 pm
- 16-19—Latah County Fair
- 19—Market Animal Record Books Due

OCTOBER

- 1—Beginning of 2021-2022 4-H Year
- 22-24—Statewide Ambassador Summit—Camp Horsetheif, Cascade

NOVEMBER

- 14—Latah County Awards Night
- 22—Leader's Council Meeting



Livestock Import Rules Apply to 4-H and FFA Animals

As you begin selecting animals for your 4-H & FFA projects for the upcoming fair season, please keep in mind that all import rules for livestock apply to animals brought into Idaho that will be used as 4-H and FFA market and breeding animals. Below is a quick reference (as of 2/6/2019) for each species. For a complete listing of import requirements, please go to the ISDA website at:

<https://agri.idaho.gov/main/animals/>

➤ Cattle:

- > Castrated male cattle (steers) must have a Certificate of Veterinary Inspection (CVI) from a licensed veterinarian with a full physical address of the origin and destination.
- > Intact female beef cattle must have a CVI with the full physical address of the origin and destination. Female cattle 4 months and older require vaccination for Brucellosis with their legible tattoo recorded on the CVI. Female cattle 18 months and older require individual, official identification listed on the CVI. Female calves accompanying their dam may enter without vaccination.
- > All intact dairy cattle must have a CVI with the full physical address of the origin and destination and an entry permit. Female cattle 4 months and older require vaccination for Brucellosis with their legible tattoo recorded on the CVI. All dairy females 6 months of age and older are required to have a negative Tuberculosis test within 60 days before entering Idaho. Individual, official identification must also be listed on the CVI.
- > Brand Inspections required on all cattle (even if unbranded.) For information on Brand Inspections please call the Idaho State Brand Department Lewiston District Office at 208-799-5019.

➤ Horses:

- > CVI with full physical address of the origin and destination. Six month equine passports are accepted from states participating in Global Vetlink's EECVI program. Negative EIA (Coggins) test required within 12 months prior to entering Idaho.
- > Brand Inspections required on all horses (even if unbranded.) For information on Brand Inspections please call the Idaho State Brand Department Lewiston District Office at 208-799-5019.

➤ Sheep and Goats:

- > Castrated male sheep and goats (wethers) CVI with full physical address of the origin and destination and an entry permit from the Idaho Sheep and Goat Health Board (contact: Brandy Kay at 208-803-5084).
- > Intact female sheep and goats must have a CVI with full physical address of the origin and destination and an entry permit from the Idaho Sheep and Goat Health Board (contact: Brandy Kay at 208-803-5084). Scrapies tag, tattoo (if recorded on Breed Registry papers), or other official, individual identification recorded on CVI.
- > Intact male sheep and goats must have a CVI with full physical address of the origin and destination and an entry permit from the Idaho Sheep and Goat Health Board (contact: Brandy Kay at 208-803-5084). Scrapies tag, tattoo (if recorded on Breed Registry papers), or other official, individual identification recorded on CVI.
- > All dairy type goats over 6 months of age need a negative Brucellosis test within 30 days before entering Idaho.
- > All intact male sheep over 6 months of age must have a negative Brucella ovis test within 30 days before entering Idaho.
- > All sheep and goat CVI's must also state that listed animals are free from Scrapie (known to have not been exposed for at least 72 months prior to date of inspection), Scabies (known to not have been exposed for at least 6 months immediately prior to date of inspection), Foot Rot, Brucella and do not have any symptoms of any communicable diseases (known to have not been exposed to any communicable disease for at least 30 days immediately prior to date of inspection.)

➤ Hogs:

- > All swine entering Idaho require a CVI with the full physical address of the origin and destination and an entry permit. Individual, official identification must be listed on the CVI. The following statements must also be on the CVI; Raw Garbage Statement, PRV Statement and a PEDv Statement.
- > All breeding swine not originating from a Brucellosis free herd or a Brucellosis free state must have a negative Brucellosis test within 30 days of movement into Idaho.

For more information please contact the Boise ISDA Office at 208-332-8540, or for the Northern Region (Boundary, Bonner, Kootenai, Benewah, Shoshone, Latah, Nez Perce, Lewis, Clearwater and Idaho Counties) contact:

Dr. Scott Barnes, DVM, Veterinary Medical Officer
Moscow Field Office, 208-790-3139

or

Kerry Sanford, Sr. Livestock Investigator
Lewiston Field Office, 208-790-8210



LATAH COUNTY 4-H

Model Horse Show

Sunday, May 2, 2021

Latah County Fairgrounds – Large Room

1:00 pm – 4:00 pm (doors open at 12:00 pm)

To request reasonable accommodations, please contact Latah County Extension at 200 S. Almon St, Ste 201, Moscow, ID 83843, latah@uidaho.edu, or 208-883-2267 at least two weeks prior to the event.

About the Model Horse Show

- A model horse show is like a regular horse show, but for model horses, such as Breyers.
- Horses are to be entered in classes based on size, action, & theme
- Horses will be judged by condition, conformation, & quality

***NOTE:** Minimum of 10 exhibitor entries must be received to hold show. Exhibitors must register by deadline. Entries at the door will only be accepted if minimum number of entries have been met.

Registration Deadline: April 26, 2021

Registration Fee

- \$5/class
- \$20.00 for the day
- \$50.00 for families of 3 or more

*Please make checks payable to Latah County Horse Leaders.
All proceeds support the Latah County 4-H Horse program.*

To Request More Information:

Contact Latah County Extension

208-883-2267 | sfluer@uidaho.edu



It is U of I policy to prohibit and eliminate discrimination on the basis of race, color, national origin, religion, sex, sexual orientation and gender identity/ expression, age, disability, or status as a Vietnam-era veteran. This policy applies to all programs, services, and facilities, and includes, but is not limited to, applications, admissions, access to programs and services, and employment.

2021 LATAH COUNTY 4-H MODEL HORSE SHOW

- Date:** May 2, 2021
- Location:** Latah County Fairgrounds – Middle Room
1021 Harold Street, Moscow, ID
- Time:** Set-up 12 pm; Show runs from 1pm - 4pm

Registration is required by **April 26, 2021**. Model horse show will be canceled if there are fewer than 10 entries received at the Latah County Extension office by the deadline.

Entries will be accepted at 12 pm the day of show only if the model horse show already has 10 entries. **Please get your entries in early.**

Things you need to know:

- A model horse show is like a regular horse show, but for model horses... like Breyers.
- Horses should be clean and free of dust.
- Horses should be entered in appropriate classes and may enter in more than one class. Tack and Riders Optional.
- If tack and/or rider are used, appropriate tack and dress for class/event should be used. Please read the class descriptions for more information.
- Horses will be judged as horses in a regular horse show. Please read the class descriptions for more information.
- There are three divisions of classes: Stablemate, Classic & Traditional.
 - Stablemates are approximately 4" long x 3" high.
 - Classics are approximately 9" long x 6" high. Breyer Paddock Pals are included in the Classic division.
 - Traditionals are approximately 12" long x 9" high.
 - Ponies © Breyer should be entered in Class 28 - Grand Finale class
- Winners Circle Photo area will be available, so bring your cameras!

How it Works:

There will be three arenas (tables), while one is being judged, one will be setting up and the other will be cleaning up. The judge will move from table to table. It is the contestants' responsibility to set up their horses for the next class and remove their display from the last class promptly. Barns or tables space will be available for each member to prepare their entries.

Rules:

- Show is open to all currently enrolled 4-H members and 4-H family members.
- One entry per class
- Entry must have entry number

- Model may be entered in more than one class.
- Tack & rider not required or considered in judging.
- Props are NOT allowed except in Halter, Other Performance, Jumping, Racing, and Scene Classes. No props are allowed for the costume class.
- All awards are final.
- Exhibitors are responsible for set up & removal of models before and after each class.
- Parents may assist children with entries as needed. Parents may NOT help children with Scene or Costume class set up.

Awards:

- First through sixth place awards will be given for each class.
- A Championship Class will be held for each division (Stablemate, Classic & Traditional). Any horse receiving a First Place award in any class (except classes # 28, 29, 30, 31) are eligible to enter the Division Championship class. Awards or ribbons will be given in each division - First through Sixth place.
- The First & Second place winners of each Division Championship class will be eligible to enter the Overall Grand Champion class. Grand Champion & Reserve Grand Champion will be awarded to the top two horses in this overall class.
- The judge's decisions are final.

Division Age champion/reserve participants (cloverbud, junior, intermediate, senior) winners are determined from all 31 classes by a point system (1st = 6 points, 2nd = 5 points, 3rd = 4 points, 4th = 3 points; 5th = 2 points; and 6th = 1 point). Cash awards will be given to the **FOUR** Champion and Reserve age participants as long as a donor for this award is secured.

Latah County 4-H Model Horse Show Class List

1. Halter Stablemate
2. Halter Classic
3. Halter Traditional
4. Foal Stablemate
5. Foal Classic
6. Foal Traditional
7. Pleasure Stablemate
8. Pleasure Classic
9. Pleasure Traditional
10. Jumping Stablemate
11. Jumping Classic
12. Jumping Traditional
13. Other Performance Stablemate
14. Other Performance Classic
15. Other Performance Traditional
16. Mare & Foal Stablemate
17. Mare & Foal Classic
18. Mare & Foal Traditional
19. Draft Stablemate
20. Draft Classic
21. Draft Traditional
22. Race Horse Stablemate
23. Race Horse Classic
24. Race Horse Traditional
25. Misbehaving Stablemate
26. Misbehaving Classic
27. Misbehaving Traditional
28. Grand Finale class - Fantasy, Winged, Lamé, Ponies, other Breyer or Brands of models
29. Series or collection of same molds. All models
30. Costume All Models -- members only
31. Scene All Models – members only

Champion Classes to follow - Classes # 28, 29, 30, and 31 are not eligible for Champion Classes. There will be a special award or ribbon for Class #30 and #31.

32. All STABLEMATE model 1st place class winners on table 1 (9 classes).
33. All CLASSIC model 1st place class winners on table 2 (9 classes)
34. All TRADITIONAL model 1st place class winners on table 3 (9 classes).

Overall Grand Champion Model Horse Show participant winner - The first and 2nd place winners from classes # 32, #33, and #34. Awards to Grand and Reserve overall winners.

Class Descriptions

Halter: Any horse not in motion. Horse should be standing with feet placement square. Halters may be worn, but not required.

Pleasure: Any horse moving in natural motion. Horse should appear to be a pleasure to ride.

Jumping: Any horse in an over fences position. Props may be included.

Other Performance: Any horse performing but not limited to: Cutting, Roping, Barrel Racing, Dressage, Reining, Gaited, etc. These horses can be shown in appropriate dress and/or tack for English or Western. Props are encouraged and may be included.

Mare & Foal: Any Mare/Foal set. Mare/Foal can be shown separately in other classes like the foal class or other classes.

Draft: Any horse considered a draft breed. Horses can be in motion or standing.

Race Horse: Any race horse model, old to new racing horse competitors or winners as well as other race horses. This also includes pacers and trotter horses. Models may be in a standing or moving pose. Horses in this class may wear their flowers, blankets or silks.

Misbehaving: Any horse behaving badly, such as rearing, bucking, kicking, and baulking.

Grand Finale Class (two entries per participant). Please note same placing as other classes 1st thru 5th: This class includes Fantasy, Winged, Favorite injured/lame horse, other Breyer models not fitting into other classes offered (wildlife, farm, household pets, etc.), Ponies, and other horses like toy horses, stuffed, or models that are not Breyer. Clay can be used to support the injured/lame horse and will be judged as though they are not broken. Some examples of the injured/lame horse entries are: broken legs, ears & tails, severe scratching, fading & rubs, or warped or twisted legs. Ponies could be the washable kind that can be colored on or other ponies from sources other than Breyer. Fantasy or Winged entries can be unicorns, different colors of horses with or without designs, and winged sparkly colored horses of any size.

Series or Collection: Any group of three or more of the same mold or a Breyer Series.

Costume: Dress your horse up, be original, & creative. All models accepted, only one entry per participant. Costume must be on horse, No Other Props. Class will be judged on creativity and originality.

Scene: Create a scene using one or more models combined with props, decorations & back drops. Scene must fit in a 24 in x 18 in area. All models allowed. Class will be judged on creativity & attention to detail.



TIP SHEET FOR IDAHO 4-H FAMILIES

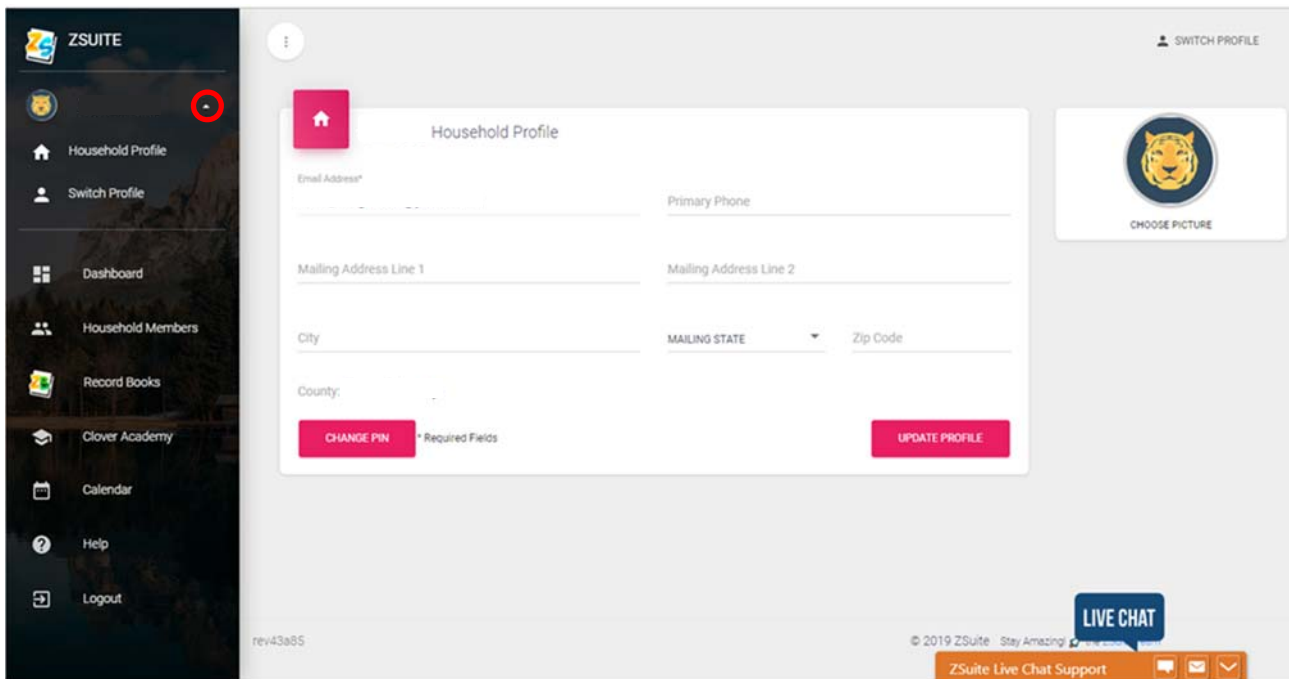
STEP 1: visit: <https://4h.zsuite.org> *If you are a new ZSuite user: A parent or guardian must create your family account!* Follow steps 1 – 3 to do this. If you are a returning Zsuite user, please skip to **Step 4**.

STEP 2: Click the blue “Sign up” button

PRO TIP: Any time you have a question, click the orange “ZSuite Live Chat Support” to chat with a ZSuite Customer Service Representative!

STEP 3: Enter the requested information, click STATE, choose IDAHO. A drop box for COUNTY will pop up, choose your county. Then click the yellow “LET’S GO” button.

STEP 4: If you have already created your ZSuite account this is the first screen you will see after you log in! You are now at your family dashboard.



In this screen you can see:

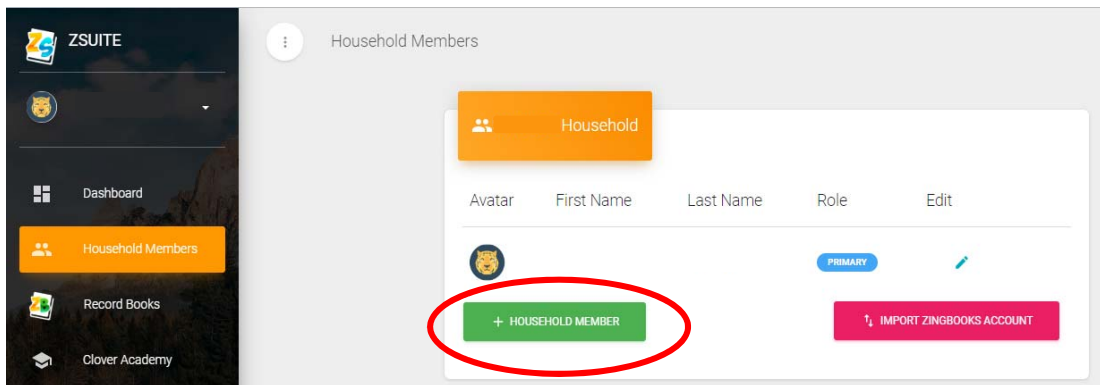
- Your clubs (after you have joined them in ZSuite)
- Build your To Do List (only your family members can see this)
- Announcements from your club, county, state and ZSuite
- Shared Files from your club, county, state and ZSuite
- Upcoming Events from your club, county, state and ZSuite

From this screen you will access all other features of your new ZSuite Account.

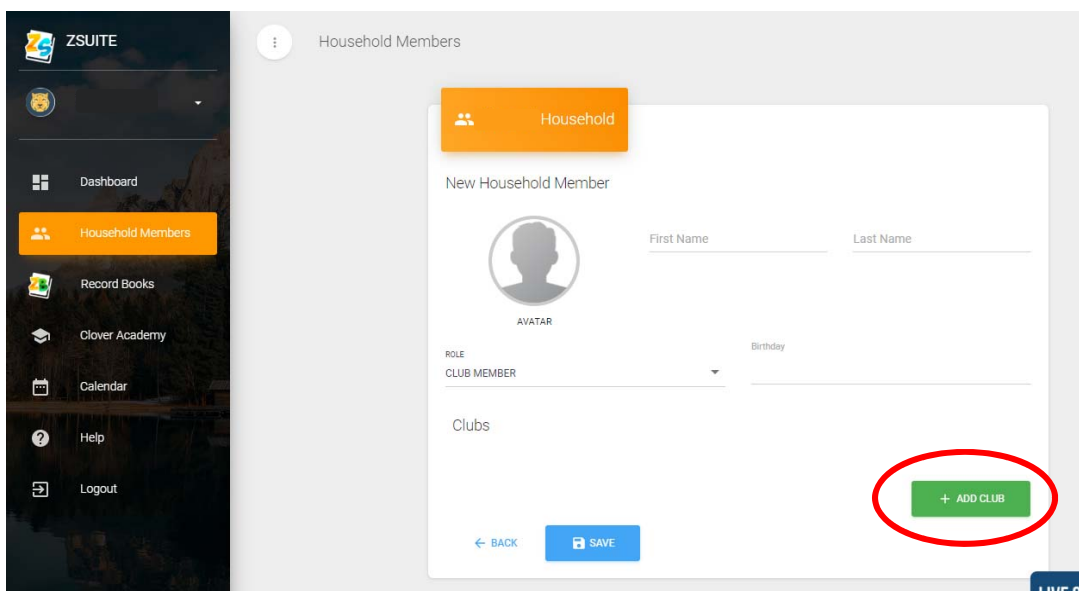
- Click the drop-down arrow next to your name (circled in red in the above screenshot)
 - Household Profile: Change your contact information and profile picture
 - Switch Profile: Once you have built your family member profiles, you can switch between them in this screen.
- Dashboard: will always take you back to your home screen
- Household Members: Where you manage your family member profiles.
- Record Books: As your child(ren) adds Record Books and Involvement Reports, you will be able to see them here.
- Clover Academy: This feature is not yet active, but as ZSuite adds training and classes to the program they will populate here.
- Calendar: As events are added to the upcoming events calendar, they will auto-populate here.
- Help: This is where you will find videos, tip sheets and other helpful information from ZSuite.
- Logout: Log all of your family profiles out of the system.

STEP 5: Create your child(s) accounts.

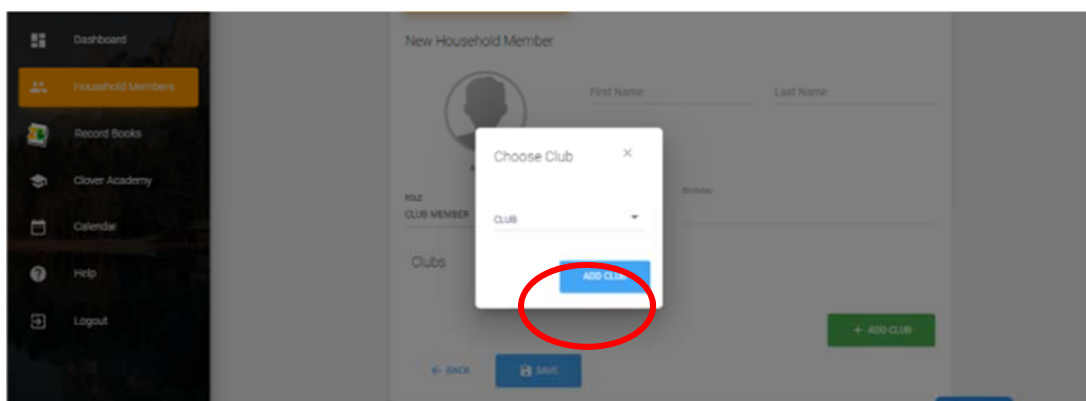
- From the Dashboard, click Household Members
 - Click the green “+ Household Member” button



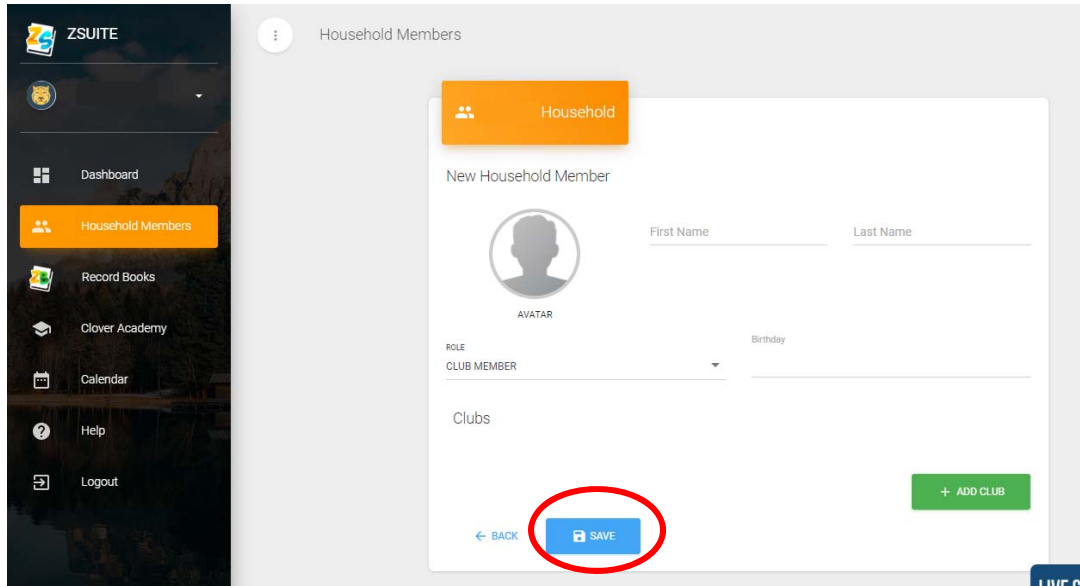
- Fill in first name, last name, mark Role as “Club Member”, add birthdate. Then click the green “+ADD CLUB” button.



- Choose your club from the drop-down menu, click the blue “ADD CLUB” Button

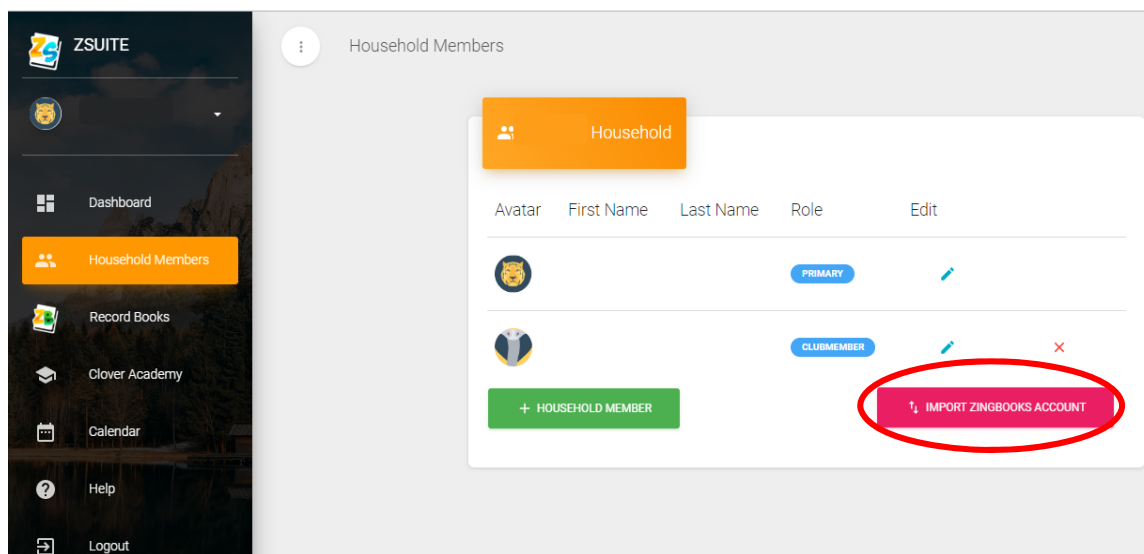


- If your child is active in multiple clubs, click the green “+ADD CLUB” button and repeat this step as many times as necessary to add all clubs to their profile.
- Once all clubs have been added to this child’s profile. Click the blue “SAVE” button on the New Household Member Screen.

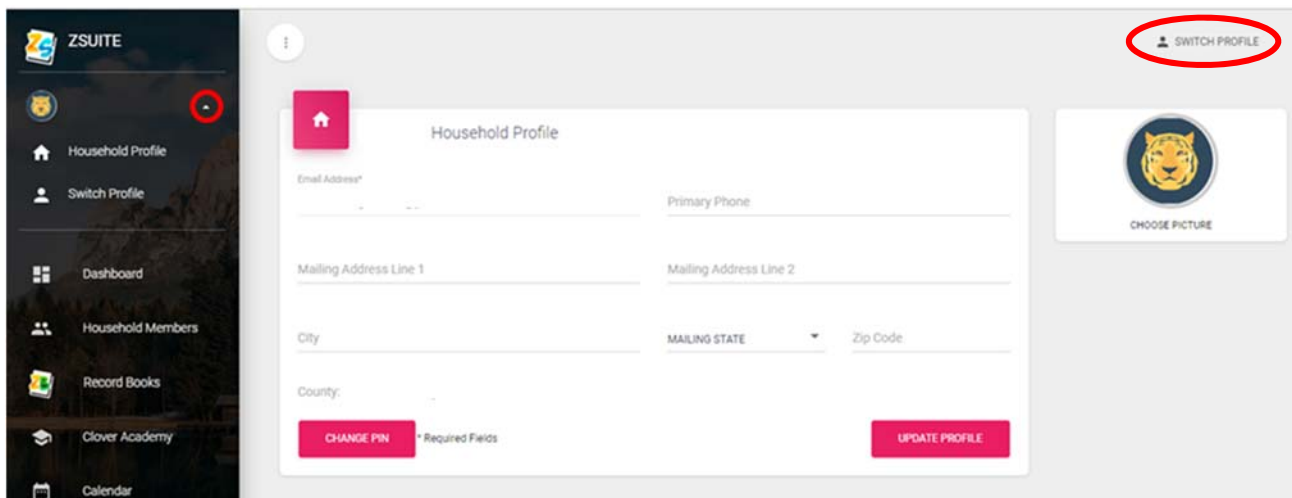


STEP 6: Repeat all of **STEP 5** until all children and adult club volunteers have been added to the Household Members Screen.

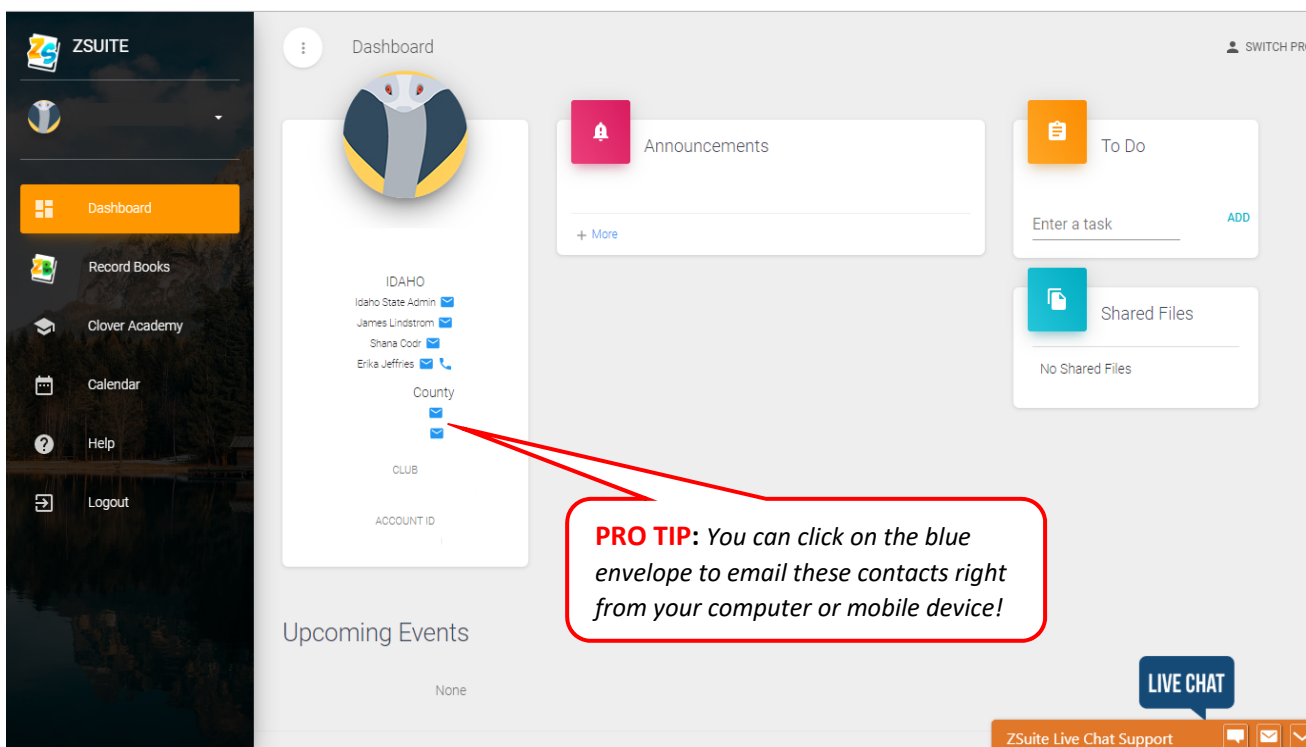
PRO TIP: If you were part of a pilot county in Idaho, you can import your 2019 records by clicking the pink “IMPORT ZINGBOOKS ACCOUNT” button here.



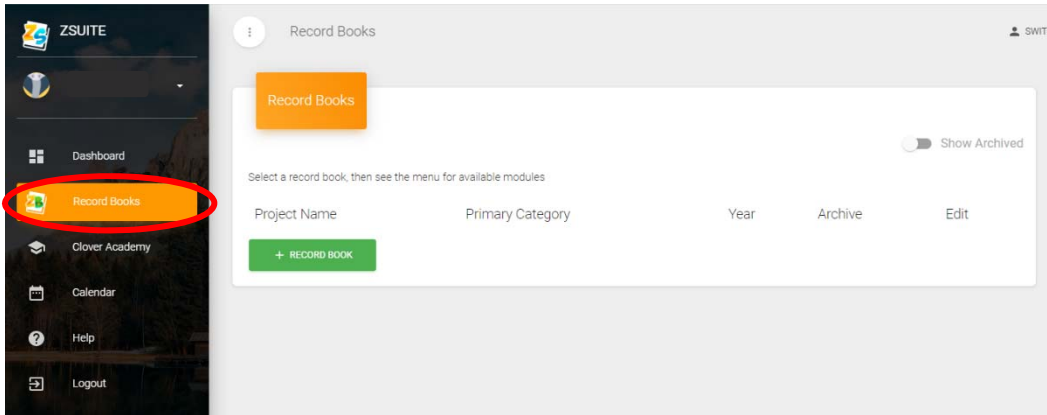
STEP 7: Switch profiles for your child to access their records. You can switch profiles by clicking the drop-down arrow next to your family name in the left side menu or click the [Switch Profile](#) link on the top right side of the screen.



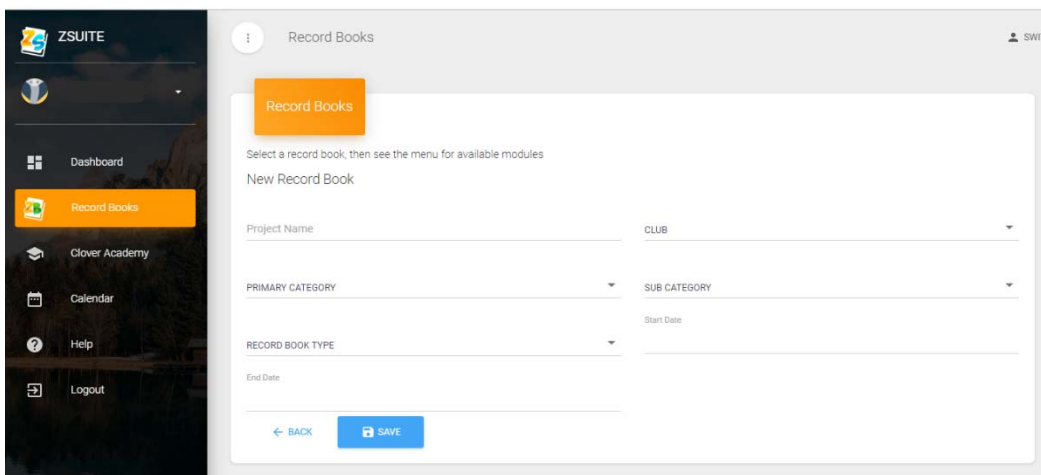
STEP 8: You are now at the [Youth Dashboard](#). Youth members can access this page to see their clubs, announcements, shared files upcoming events and build their to-do list just like on the [Family Dashboard](#).



STEP 9: Click Record Books on the left side menu.



STEP 10: Click the green “+ RECORD BOOK” button.



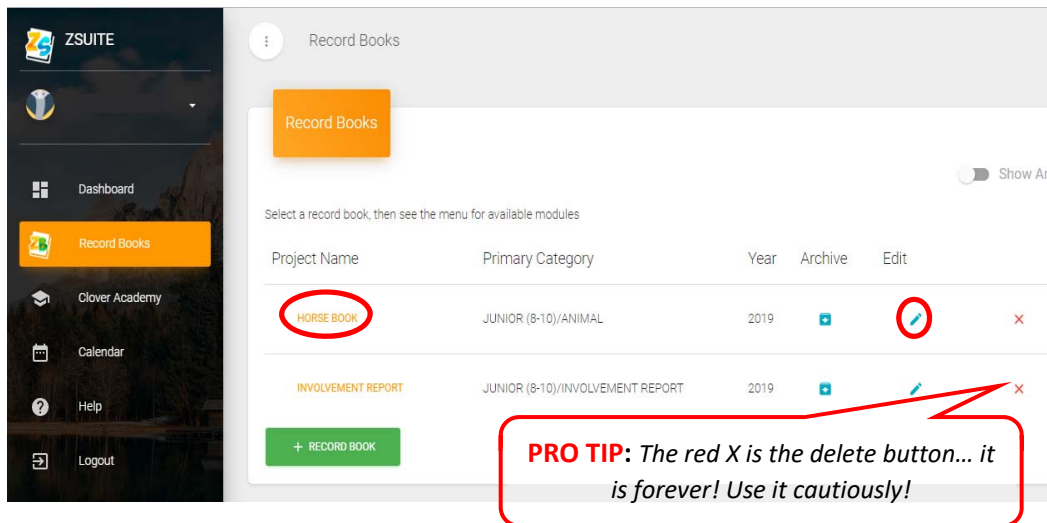
- **Project Name:** Use a name relevant to the project such as “Market Swine” or “Cake Decorating”.
- **Club:** Choose the club that you will be completing this project in.
- **Primary Category:** Select your age division, based on your age as of January 1, 2020.
- **Sub-Category:** Choose the book you need to complete for this project.
 - **Animal:** Any project that has a heartbeat uses this book.
 - **General/Non-Animal:** Any project that does not have a heartbeat.
 - **Involvement Report:** Your life-long 4-H record of activities and events.
 - **Secretary:** If you are a club secretary, use this record to keep track of your club meetings, attendance and events.
 - **Treasurer:** If you are a club treasurer, use this record to keep track of your club finances, auditing and reporting.
- **Record Book Type:** Only applies to Animal Record Books. Choose Breeding/Pet or Market Animal.
- **Start Date:** October 1 of each year.
- **End Date:** September 30 of each year.

PRO TIP: Per Idaho 4-H Requirement Handbook, every 4-H member in Idaho must maintain their *Involvement Report* for their entire 4-H experience.

STEP 11: Click the blue “SAVE” button.

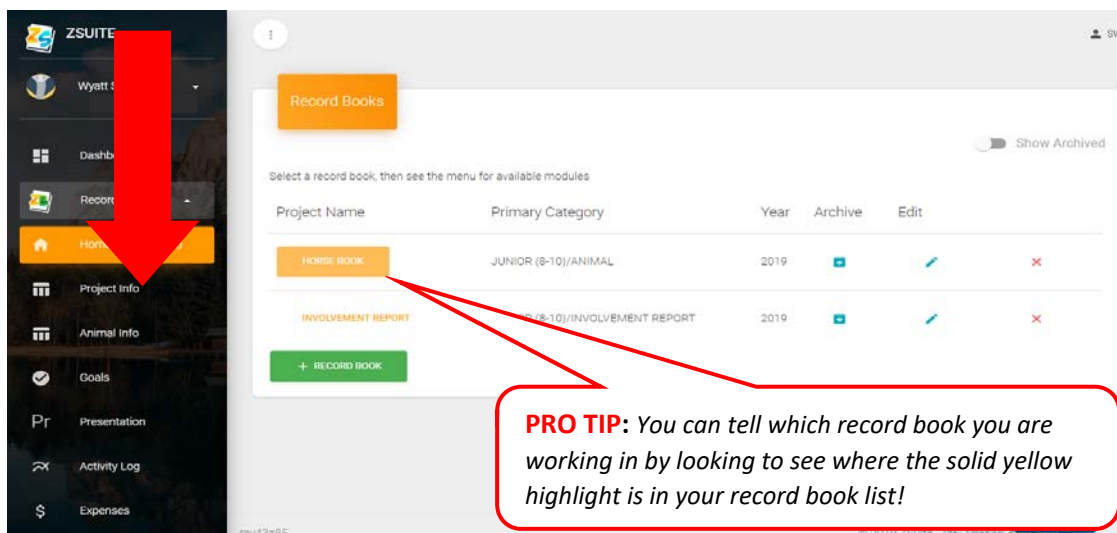
STEP 12: Repeat **STEP 10 and 11** as many times as necessary to add all record books and one (1) involvement report per child.

STEP 13: Click the yellow link under Project Name to access that record. Click the blue pencil under “Edit” if you wish to edit the name, type, or age division associated with that record.



PRO TIP: The red X is the delete button... it is forever! Use it cautiously!

STEP 14: You can now edit the tabs (pages) of your record book by clicking on the tabs located in the left menu.



PRO TIP: You can tell which record book you are working in by looking to see where the solid yellow highlight is in your record book list!

STEP 15: Once you have completed entering all of your data. Click the “Record Book” tab at the bottom of the left-hand menu to download for printing or to submit your completed record book.

PRO TIP: Save your record book after each update by clicking “Record Book” then choose “Download” and save to your computer or device as a backup.

