





# TASTE-TEST WORKSHEET

**Instructions:** Print a copy of the worksheet for each child. During the taste test, help children place a sticker or draw in the box that most reflects their reaction (i.e., I like this, I like this a little, I don't like this yet, or I haven't tried this yet.)

<p>My name</p>	 <p>I LIKE THIS ME GUSTA</p>	 <p>I LIKE THIS A LITTLE ME GUSTA UN POCO</p>	 <p>I DON'T LIKE THIS YET NO ME GUSTA TODOVÍA</p>	 <p>I HAVEN'T TRIED THIS YET NO LA HE PROBADO TODOVÍA</p>
<p>This is my drawing of the food I tried</p>				