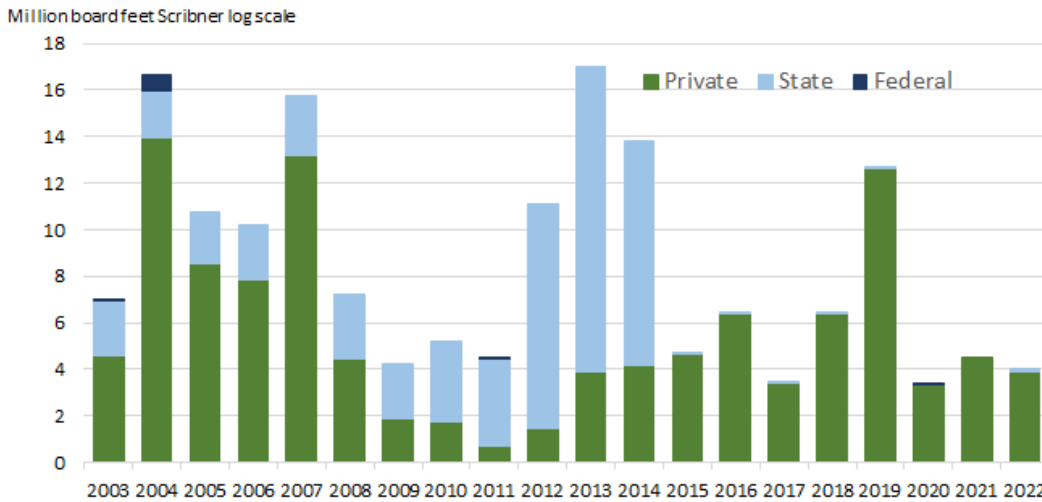


# LEWIS COUNTY'S FOREST PRODUCTS INDUSTRY 2022

## TIMBER HARVEST

Lewis County Timber Harvest by Ownership  
2003 - 2022



**4**  
million board feet  
+35% from 2021

**98%**  
from Private lands

**2%**  
from State lands

**0%**  
from Federal lands

Sources: Idaho Department of Lands, U.S. Forest Service, U.S. Department of Interior, Bureau of Land Management, Bureau of Indian Affairs, and UM Bureau of Business and Economic Research

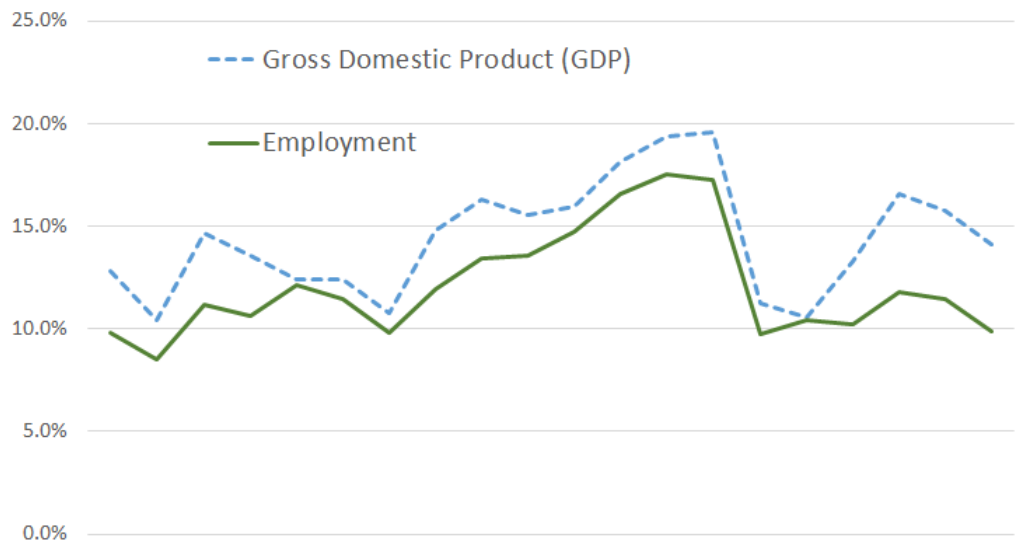
## FOREST SECTOR GDP AND JOBS

**14%**  
of total county  
**GDP**  
-10% from 2021

**9.9%**  
of total county  
**employment**  
-14% from 2021

Forest Products Industry Economic Contributions

as a proportion of total county economy



2003 2004 2005 2006 2007 2008 2009 2010 2011 2012 2013 2014 2015 2016 2017 2018 2019 2020 2021 2022

# LEWIS COUNTY'S FOREST PRODUCTS INDUSTRY 2022

## ECONOMIC CONTRIBUTIONS

### DIRECT EFFECTS

initial spending by FPI businesses for

- Forest Management (foresters)
- Harvest Operations (loggers)
- Wood Products, Paper, and Furniture Manufacturing (mill workers)

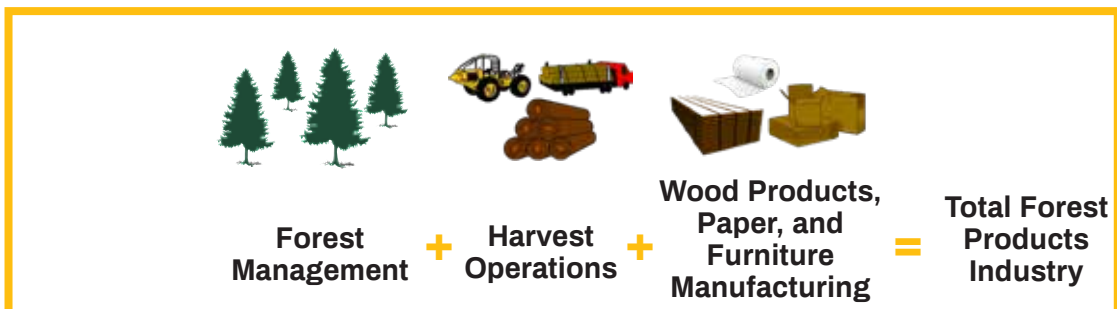


### SUPPORT EFFECTS

additional spending by FPI businesses for supplies and by FPI workers, for example

- Harvesting equipment
- Mill equipment
- Home sales to workers
- Food for workers' families

**\$50 Million** to Idaho's Gross State Product  
More than **450 jobs**



Employment	----- jobs -----			
Direct	12	17	217	246
Support	4	7	202	212
<b>Total</b>	<b>16</b>	<b>24</b>	<b>419</b>	<b>459</b>
Labor Income	----- million dollars -----			
Direct	\$0.9	\$0.8	\$19	\$20
Support	\$0.3	\$0.3	\$17	\$18
<b>Total</b>	<b>\$1.2</b>	<b>\$1.1</b>	<b>\$36</b>	<b>\$38</b>
Gross State Product	----- million dollars -----			
Direct	\$1.2	\$0.8	\$24	\$26
Support	\$0.4	\$0.3	\$23	\$23
<b>Total</b>	<b>\$1.6</b>	<b>\$1.1</b>	<b>\$47</b>	<b>\$50</b>

Each Million Board Feet of Timber Harvested in Idaho Provides **30 Jobs**  
18 direct jobs plus 12 support jobs

**REPORT CONTRIBUTORS:**  
Greg Alward, Ph.D., Senior Researcher  
Greg Latta, Ph.D., Director

Direct values based on 2022 data for North American Industry Classification System (NAICS) codes 1131, 1133, 321, and 322. Sources: Policy Analysis Group, University of Idaho; U.S. Department of Commerce, Bureau of Economic Analysis, regional accounts data.

Electronic copies available at: [www.uidaho.edu/cnr/policy-analysis-group/research/forest-products-industry-reports](http://www.uidaho.edu/cnr/policy-analysis-group/research/forest-products-industry-reports)