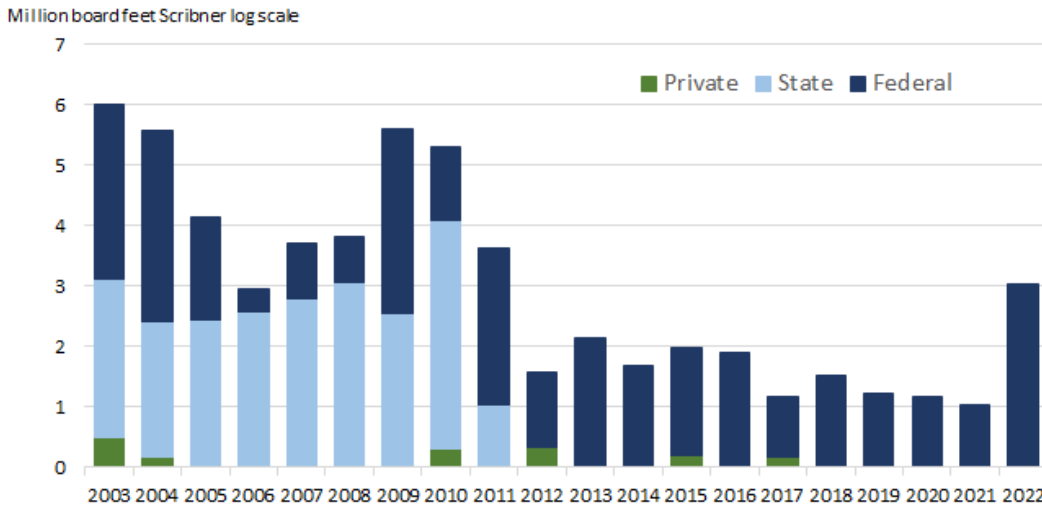


# CARIBOU COUNTY'S FOREST PRODUCTS INDUSTRY 2022

## TIMBER HARVEST

Caribou County Timber Harvest by Ownership  
2003 - 2022



Sources: Idaho Department of Lands, U.S. Forest Service, U.S. Department of Interior, Bureau of Land Management, Bureau of Indian Affairs, and UM Bureau of Business and Economic Research

**3**  
million board feet  
+192% from 2021

**0%**  
from Private lands

**0%**  
from State lands

**100%**  
from Federal lands

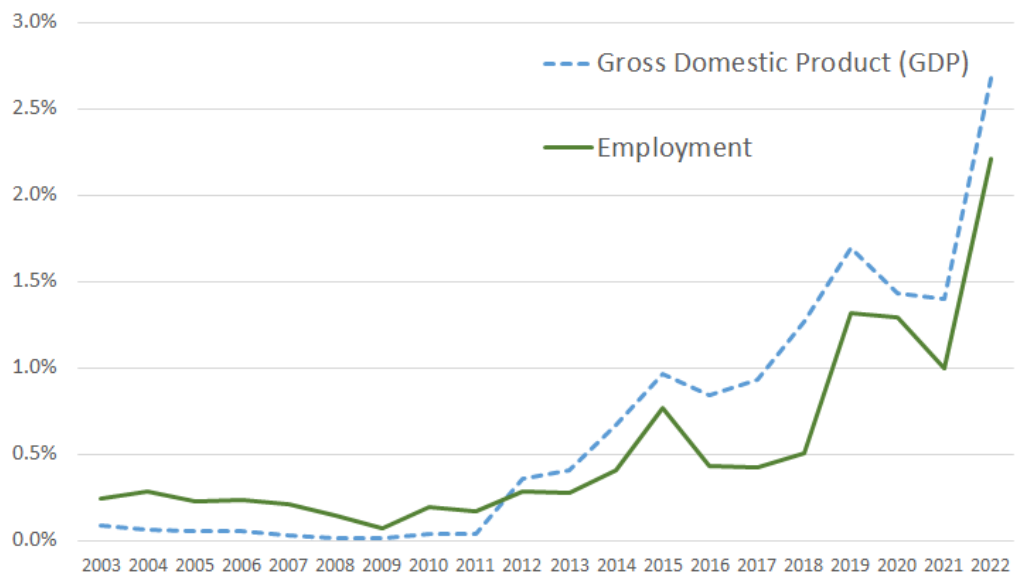
## FOREST SECTOR GDP AND JOBS

**2.7%**  
of total  
county  
GDP  
+92% from 2021

**2.2%**  
of total  
county  
employment  
+122% from 2021

Forest Products Industry Economic Contributions

as a proportion of total county economy



# CARIBOU COUNTY'S FOREST PRODUCTS INDUSTRY 2022

## ECONOMIC CONTRIBUTIONS

### DIRECT EFFECTS

initial spending by FPI businesses for

- Forest Management (foresters)
- Harvest Operations (loggers)
- Wood Products, Paper, and Furniture Manufacturing (mill workers)

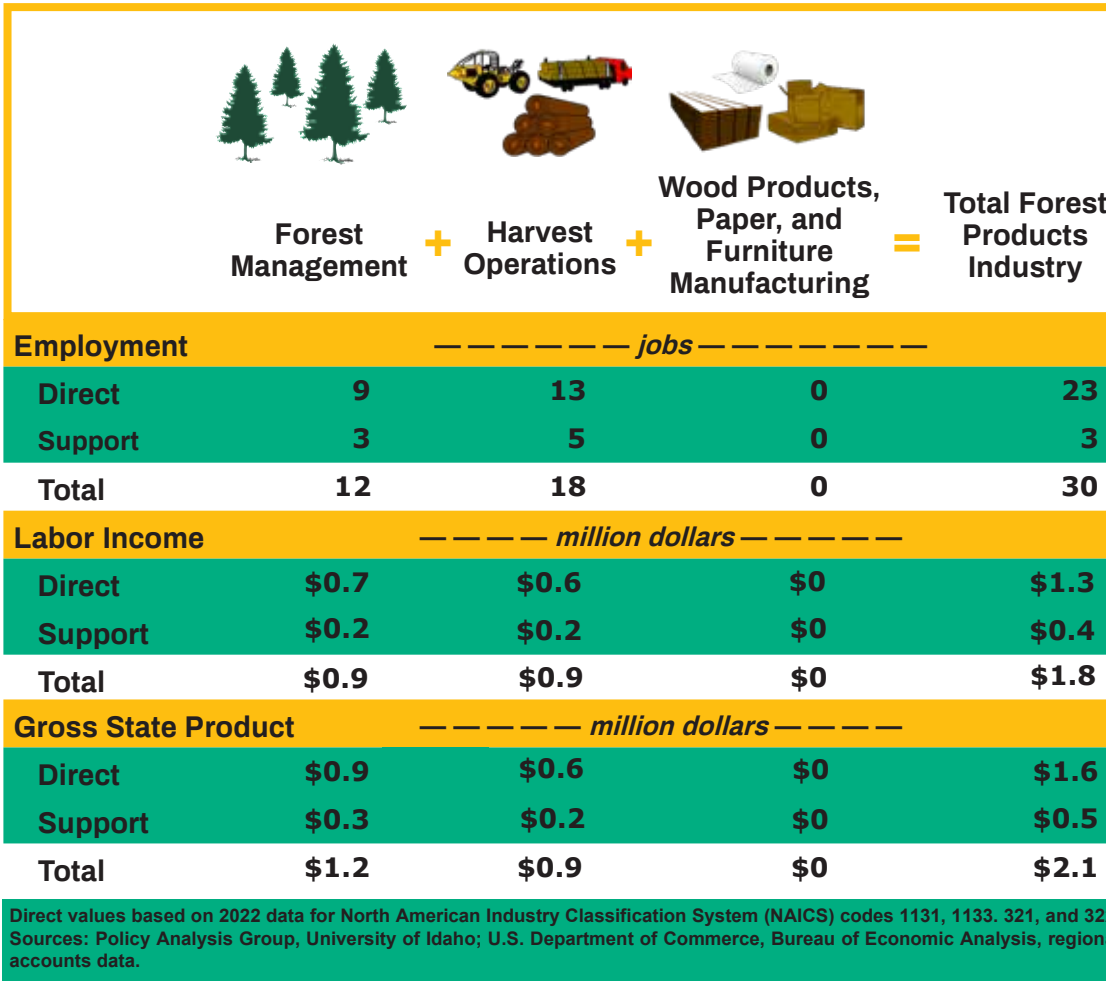


### SUPPORT EFFECTS

additional spending by FPI businesses for supplies and by FPI workers, for example

- Harvesting equipment
- Mill equipment
- Home sales to workers
- Food for workers' families

**\$2 Million** to Idaho's Gross State Product  
More than **30 jobs**



Each Million Board Feet of Timber Harvested in Idaho Provides **30 Jobs**  
18 direct jobs plus 12 support jobs

**REPORT CONTRIBUTORS:**  
Greg Alward, Ph.D., Senior Researcher  
Greg Latta, Ph.D., Director

Electronic copies available at: [www.uidaho.edu/cnr/policy-analysis-group/research/forest-products-industry-reports](http://www.uidaho.edu/cnr/policy-analysis-group/research/forest-products-industry-reports)

This report is a product of the

Policy Analysis Group  
College of Natural Resources  
University of Idaho  
Moscow ID 83844-1134  
208.885.5776 pag@uidaho.edu



**University of Idaho**  
Policy Analysis Group