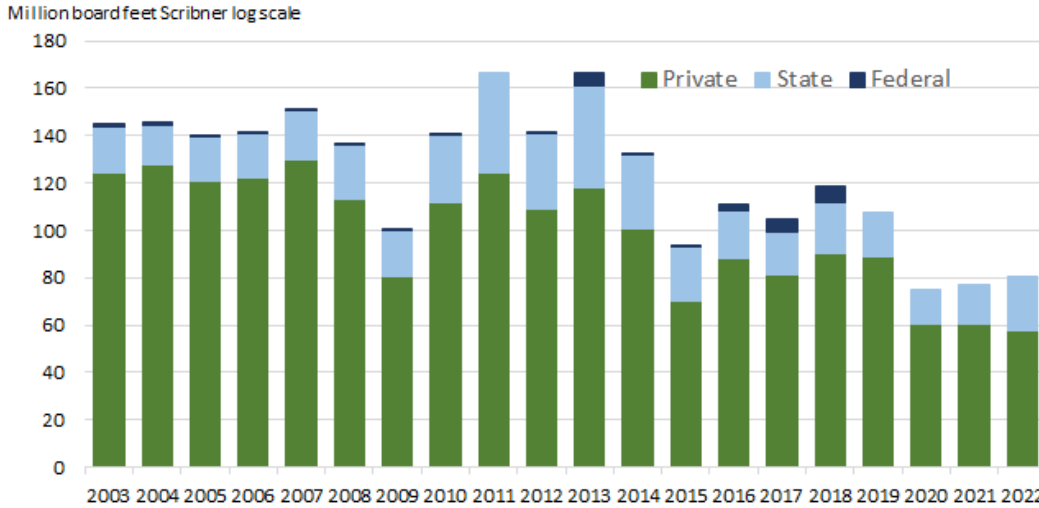


# BENEWAH COUNTY'S FOREST PRODUCTS INDUSTRY 2022

## TIMBER HARVEST

Benewah County Timber Harvest by Ownership  
2003 - 2022



Sources: Idaho Department of Lands, U.S. Forest Service, U.S. Department of Interior, Bureau of Land Management, Bureau of Indian Affairs, and UM Bureau of Business and Economic Research

**81**  
million board feet  
+5% from 2021

**71%**  
from Private lands

**29%**  
from State lands

**0%**  
from Federal lands

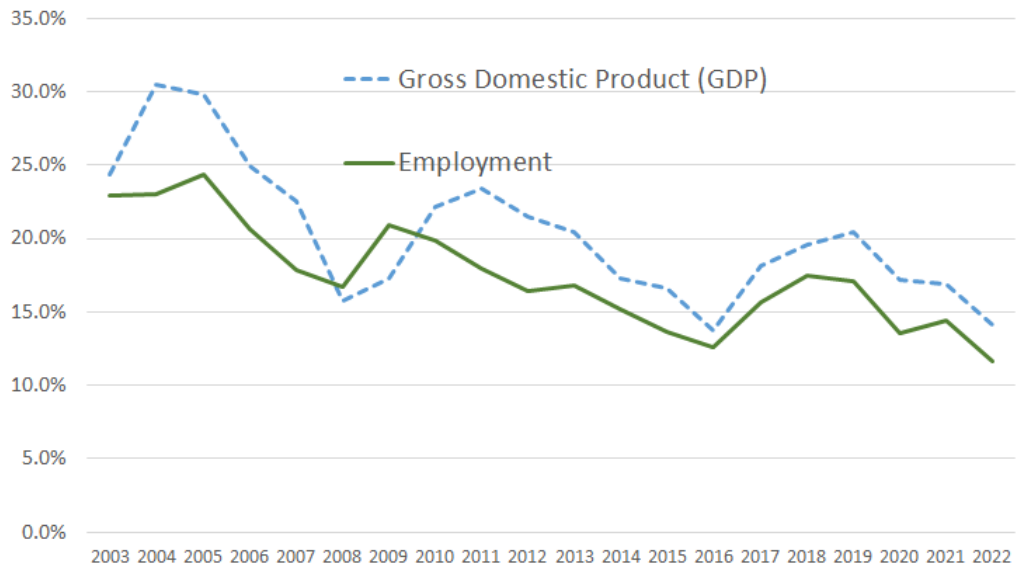
## FOREST SECTOR GDP AND JOBS

**14%**  
of total county  
**GDP**  
-17% from 2021

**12%**  
of total county  
**employment**  
-19% from 2021

Forest Products Industry Economic Contributions

as a proportion of total county economy



# BENEWAH COUNTY'S FOREST PRODUCTS INDUSTRY 2022

## ECONOMIC CONTRIBUTIONS

### DIRECT EFFECTS

initial spending by FPI businesses for

- Forest Management (foresters)
- Harvest Operations (loggers)
- Wood Products, Paper, and Furniture Manufacturing (mill workers)

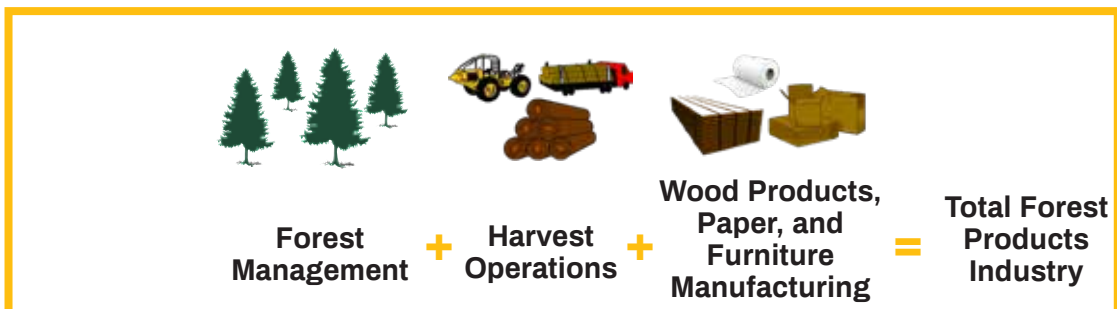


### SUPPORT EFFECTS

additional spending by FPI businesses for supplies and by FPI workers, for example

- Harvesting equipment
- Mill equipment
- Home sales to workers
- Food for workers' families

**\$452 Million** to Idaho's Gross State Product  
More than **4,300** jobs



Employment	----- jobs -----			
Direct	247	353	1,834	2,434
Support	72	138	1,710	1,920
<b>Total</b>	<b>319</b>	<b>491</b>	<b>3,544</b>	<b>4,354</b>
Labor Income	----- million dollars -----			
Direct	\$19	\$16	\$158	\$193
Support	\$5	\$6	\$147	\$159
<b>Total</b>	<b>\$24</b>	<b>\$23</b>	<b>\$305</b>	<b>\$352</b>
Gross State Product	----- million dollars -----			
Direct	\$25	\$17	\$206	\$247
Support	\$7	\$6	\$192	\$205
<b>Total</b>	<b>\$32</b>	<b>\$23</b>	<b>\$397</b>	<b>\$452</b>

Each Million Board Feet of Timber Harvested in Idaho Provides **30 Jobs**  
18 direct jobs plus 12 support jobs

**REPORT CONTRIBUTORS:**  
Greg Alward, Ph.D., Senior Researcher  
Greg Latta, Ph.D., Director

Direct values based on 2022 data for North American Industry Classification System (NAICS) codes 1131, 1133, 321, and 322. Sources: Policy Analysis Group, University of Idaho; U.S. Department of Commerce, Bureau of Economic Analysis, regional accounts data.

Electronic copies available at: [www.uidaho.edu/cnr/policy-analysis-group/research/forest-products-industry-reports](http://www.uidaho.edu/cnr/policy-analysis-group/research/forest-products-industry-reports)