

How to Get Started in MATH 108

Always bring this notebook to class *each week* and to the Polya Mathematics Center *every time* you visit the lab.

How To Get Started...


- 1. Attend your first class.
- 2. Register for MyLabs through Inclusive Access using the instructions on the next page.
 - When you register your Pearson account, you **MUST** use your full @vandals.uidaho.edu as your username and email address.
 - You **MUST** choose a password that you can remember and write it down where you won't lose it.
- 3. Go to the Polya Mathematics Center and have your VandalCard scanned to make sure you are “Welcomed”.
- 4. Watch the orientation video and complete the orientation quiz.
- 5. Fill out Week 1 notebook pages. Complete Week 1 HW and Quiz.
 - Week 1 HWA is due _____
 - Week 1 HWB is due _____.
 - Week 1 Quiz is due _____.
- 6. Attend Polya Mathematics Center for at least 150 minutes.
 - Due the night of your next class meeting. (Due: _____)
- 7. **Bring your notebook to class next week.**

Access MyLab or Mastering in Canvas through VitalSource Inclusive Access Materials

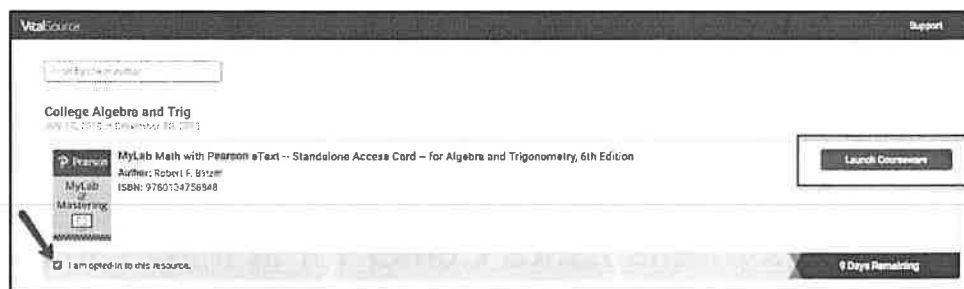
Launch Pearson content

1. Enter your Canvas course and locate the VitalSource Link.

The name and location of the Link may vary based on the set up of the course. In the example below, select the Modules left menu tab. Under the Vitalsource Module, select Inclusive Access Materials.



2. Under My Courses, your Pearson materials tied to this course will appear.
3. You are currently opted-into Pearson courseware.

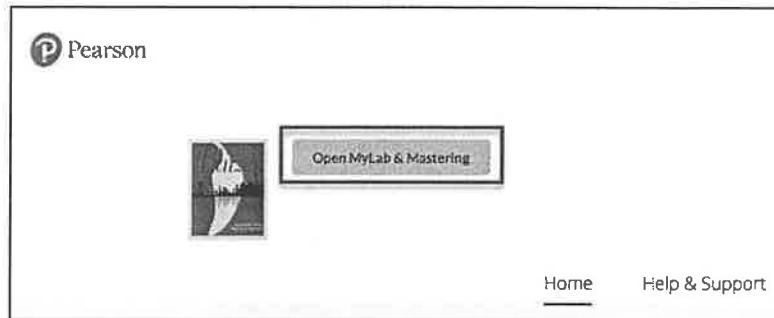


- o Select Launch Courseware.

Access your Pearson course materials

Pearson course materials can be accessed via the VitalSource app.

1. Select **Open MyLab & Mastering** to launch your Pearson course.



Use [Help & Support](#) to find downloadable diagnostics about your course. If you contact [Pearson Support](#), you will be asked for this diagnostics file.

Link User Accounts, if needed

2. If prompted, read and select **I Accept** to agree to Pearson's End User License Agreement.
3. Link your Canvas account to either:
 - o An existing Pearson account by entering your Pearson username and password. You **MUST** use your full @vandals.uidaho.edu email address as both your email address and your username. If you are using an existing Pearson account with a different email address or username, contact [Pearson Support](#) to get help in changing them. Keep track of your password by writing it down in a safe place.
 - o A new user Pearson account by selecting the Create button. You **MUST** use your full @vandals.uidaho.edu email address as both your email address and your username. Keep track of your password by writing it down in a safe place.

Register

Sign In with Your Pearson Account

Your account gives you access to your Pearson online courses and products.

Username

Password

[Forgot your username or password?](#)

Create a Pearson Account

If you don't already have an account, create one.

[Not sure if you have an account?](#)

4. After linking your accounts, select **Go to My Courses**.

You're done!

Check your email for a registration confirmation.
Print this page as your receipt.

Your Course

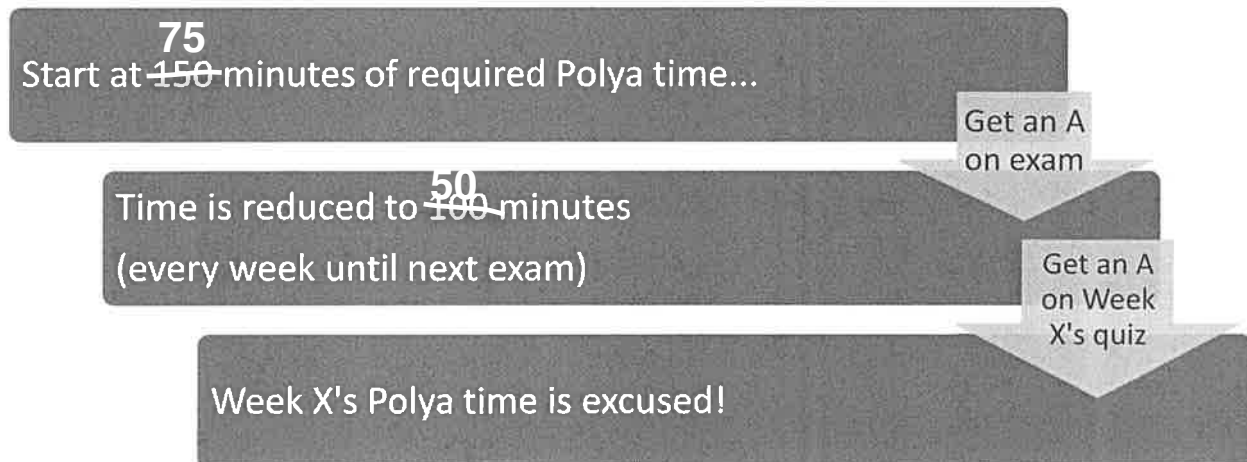
Taught by
Course ends Dec 31, 2018

How Math 108 Polya Time Works

At the beginning of the semester, everyone must log at least 150 minutes each week in the Polya Center in order to get points for Polya attendance.

HOWEVER, when you get an A on your exam, then your required Polya time will be reduced to 100 minutes per week until the next exam.

If, and only if, you get your time reduced by achieving a high exam score, you can then get your time for a given week completely excused by getting an A on that week's MyLabsPlus homework and quiz!



For example, if you get an A on Test 1, your Polya time for Week 4 and Week 5 is reduced to 100 minutes. If you get an A on your Week 4 Quiz, your Week 4 time is excused completely. However, this does NOT excuse your Week 5 time. You will need to get an A on your Week 5 Quiz to have your Week 5 time excused.

This all resets with the next test, so you would need to get an A on Test 2 to continue qualifying for reduced or excused Polya time.

Frequently Asked Questions

Polya Time FAQ

What if I earn only half of my Polya time? Do I get half of the points?

- Nope, it's all or nothing. You've got to earn your full amount of required Polya time to be awarded points. So if your required time is 150 minutes, and you earn 149 minutes, you earn zero points.

What do you mean "do well" on exams and assignments?

- This usually means a 90% on your most recent exam (including both the computer and written portion) and a 90% on your quiz for that week. If this threshold gets raised or lowered, your teacher will announce it in class.

How do I know if my time has been reduced or excused?

- Log in to the PolyaGrades website to check.

My time wasn't properly reduced/excused!!!

- Don't panic! Remember that the grades database only gets updated about once a day, so there will be a delay in adjusting your time. Check back again the next day, and if it's still not right, email us through the PolyaGrades website.

If I "do well" on Exam 1, but then "not so well" on Exam 2, what happens?

- Your time requirement is determined by your performance on your most recent exam only. So in this example, your time commitment would go back up to 150 minutes per week (but it will go back down to 100 minutes if you do well on Exam 3).

If I "do well" on both Exams 1 and 2, does that mean my time gets reduced again to only 50 minutes?

- Nope, the lowest your time commitment can go is 100 minutes (unless, of course, it's excused entirely in a given week by doing well on that week's assignments and having done well on the most recent exam).

If I earn a bunch of extra minutes this week, do the extras transfer over to next week?

- Nope, sorry. No rollover minutes in Polya!

I finished my homeworks and quiz for the week, but I haven't earned all my Polya time. Now what?

- Work ahead! If you find yourself in the position where you're finishing your work early, we encourage you to work ahead. You can (and many people do) finish the entire course as quickly as you want. Talk to your teacher for more details.

I was planning to get my time excused by doing well on the assignments, but then I had a personal emergency. Now I can't finish my homework, which means I can't take my quiz, which means I can't get my time excused!

- If you have a legitimate excuse, talk to us (via the PolyaGrades email form or your teacher's office hours). But, the best advice we can give is don't procrastinate, and don't assume you can get it all done at the last minute! You should plan on spending between 6 and 9 hours each week filling out your notebooks and working on your assignments and quizzes. Also, remember that we drop one homework, one quiz, one in-class-quiz, and one Polya time specifically to deal with emergencies.

Technical FAQ

I am unable to log in to MyLabsPlus. What should I do?

- In the event that you are unable to log in at the <https://uidaho-mlpui.openclass.com/> site (although you know your username and password are correct), try logging in using the “alternate” login page. A link to this page will be posted on the Polya website at <https://www.uidaho.edu/sci/math/polya>.

I can log in, but MyLabsPlus isn't working properly on my computer. What should I do?

- If MyLabsPlus isn't working properly on your computer, here are some things you can try:
 - Log out of MyLabsPlus, restart your browser, and log back in.
 - Delete your browser's cookies, restart your browser, and try again. (Consult the help file for your specific browser for instructions on how to do this.) This solves 99% of MyLabsPlus problems.
 - Try a different browser. (If Internet Explorer isn't working, try using Firefox or Chrome.)
 - Try logging in using the alternate login page as described earlier.
 - Call the MyLabsPlus Support team at 888-883-1299. They are open 24 hours a day, 7 days a week.

I can log in to MyLabsPlus and my Homework and Quizzes work, but the eText does not work.

- Try using the “alternate” link to the eText. This link will be posted on the MyLabsPlus announcements page.

I was unable to finish my assignment due to technical problems with my computer or internet connection.

Can I get an extension?

- In the unlikely event that the MyLabsPlus servers or the Polya computer lab are down for an extended time, we will grant extensions for everyone as appropriate. However, problems with your personal computer or internet connection are not grounds for an extension.

General FAQ

How do I email Polya staff when I have questions or concerns?

- All email must be sent through the email form located at: <https://sites.uidaho.edu/polyaweb/Login> . Any emails sent without using this form will not be read.

I'm going to be gone for a sporting event/class field trip. What do I do to get my Homework/Test extended?

- Please bring documentation to the Polya Lab during normal business hours. Once you do this, we can extend your Homework, Quizzes, and/or Tests.

I'm going to be missing a class. What do I do about making up the Notebook Assessment?

- Present your completed notebook to your instructor **before** you leave. He/She will check your notebook for completion. If everything for that week is filled out, he/she will give you credit for the Notebook Assessment.

I was too sick to do my Homework. How can I make it up?

- Send an email to the Polya Lab requesting an extension. If you have a doctor's note or any other form of documentation, please bring it to the Polya Lab during normal business hours.

I lost my Vandal Card. What do I do?

- If you need to scan into the lab to earn your Polya Time, you won't be able to. We drop one week of Polya Time at the end of the semester, so missing one week won't hurt your grade. It is best to purchase a new Vandal Card as soon as you can from the Vandal Card Office.

Can I use my driver's license to take a test?

- Yes. Any valid form of Government issued identification with your name and a photo will work.

I didn't reach 95% on my Homework B Assignment. How do I take the Quiz?

- Send an email asking to use your one free extension to finish the Homework.

Why did I get a 0 on my Notebook Assessment?

- If it has been less than a few days since your class met, then chances are your Notebook Assessment has not yet been graded. Otherwise, you probably answered the question incorrectly.

I got an A on my Test and my assignments. Why does it still say I have 100 minutes of Polya Time left?

- If you got an A on your test, and an A on the current week's Quiz, then your time for that week is excused. The scanner's computer may still say you have 100 minutes left, regardless if your time is excused. A more accurate way to check your time is to log onto the "check time/grades" site to verify if your time has been excused or the requirement has been set to 100 minutes.

How come my test grade doesn't coincide with the grade it shows online?

- Your overall test score is made up of two parts. The computer portion is 80% of your test score, and the written portion is 20% of your test score. If your test score is lower than what you received, it is probably because your written test score has not yet been entered.

I made a typo on my Test. Can I get points for it?

- Make sure you actually made a typo. For example, typing parentheses instead of brackets, or forgetting a negative sign is not considered a typo.
- MyLabsPlus is very specific about the answer format. If your answer is not in the specified format, it will be marked incorrect. So, for example, if you typed a double comma or you put a comma in the denominator, please email us. We will verify your mistake was actually a typo, and may award points at our discretion.

I want to work ahead. What should I do?

- Start working ahead on your own! If you get to the point where you're ready to take a Test, come into the lab and take it. Email the Polya Lab when you're ready to take the written portion. Once you're a few weeks ahead, contact your instructor, and they will let you know at what point you can stop attending class, and how they will handle your Notebook Assessments. Your instructor may fill out an "early finisher" contract with you.

How to Use the Course Notebook

The most straightforward way to work through Math 108 is by using this Course Notebook effectively. You will take notes from sections of the eText, from embedded videos in the eText, or from animations embedded in the eText. Using the eText to find the important topics to take notes on replaces the notes you would take if you were in a classroom, with the added advantages that the notebook tells you explicitly what topics to take notes on and what notes you should take, and you have the opportunity to take the notes on your schedule, in short time periods, and stop and pause to keep up. You should plan to write more in your notebook than what is required since it will be your best resource to study from. You will be required to show all work for all example problems in the notebook (don't skip steps and do NOT simply write down the answers). Filling out the Course Notebook completely and correctly is the Number 1 predictor of success in Math 108!

Begin by opening MyLabs, and navigating to the eText. Also open the Homework (it will open in a new tab) in your browser (note that Safari will NOT work with MyLab—Chrome or Firefox are recommended) with the Homework menu item in MyLabs. Once you have both the eText and Homework tabs open, plan to switch back and forth between the two tabs as you work through the Notebook and Homework.

To get started on page 27, you should use the eText and open Chapter 1. Then click on Section 1.1, making sure that the link you click on matches the text on Section 1.1: Linear Equations in One Variable. Once you have checked the text and clicked the link, you will open Section 1.1 Objective 1: Determine if a Given Value Is a Solution to an Equation. BE CAREFUL! The first page for each Objective in the eText is a “Things to Know” page, which includes an Objective 1. The title for Objective 1 in the “Things to Know” is not “Determine if a Given Value is a Solution to an Equation” and if you try to match the information from the “Things to Know Objective 1” with what is listed for you to fill out beginning on Page 19, you will be very confused.

By checking to make sure that the titles in the eText match the titles in the Notebook, you will be at the right page in the eText on the first try. Now you are ready to begin filling the notebook out. Take good notes as you work through it (more rather than less is a good plan). When you are asked to work through videos and take notes, do take good notes. When you are asked to work through examples, you should work completely through every example, showing all work. It's more helpful if you add notes as you work through the example problems, explaining to yourself how you moved from one step to the next.

As you work through the Course Notebook, you will find places with the text **NOW WORK WEEK xx HW EXERCISES #Y-Z**. Now you will switch to the Homework tab and open the Week 1A Homework assignment. If you haven't completed the Orientation Quiz, you will need to do that first. Work through the problems from the Week 1A Homework that are listed in the Notebook, using your own notebook. Work through them carefully and neatly so that you can refer to them. You will enter the solution you have found into MyLabs and discover right away whether you've found the correct solution. Remember that you have almost unlimited attempts to find the correct solutions, and that there are tutors available in the Polya Mathematics Center to help you.

