

**Quality Assurance Station**

Identify items on the table and list them on the lines below.

- \_\_\_\_\_
- \_\_\_\_\_
- \_\_\_\_\_
- \_\_\_\_\_

Answer the following.

- List one animal this medicine can be given too.  
\_\_\_\_\_
- What is the dosage amount for a 300 lbs animal?  
\_\_\_\_\_
- Where is the Quality Assurance recommended location on the animal for this injection?  
\_\_\_\_\_

Circle T for True or F for False.

- Livestock Producers put antibiotics in all animal feeds.      T      F
- All injections go into the muscle.      T      F
- Injections do not affect meat quality.      T      F

Station Score \_\_\_\_\_


**Breeds Station**

Identify the breeds and list them on the lines below.


- \_\_\_\_\_
- \_\_\_\_\_
- \_\_\_\_\_
- \_\_\_\_\_
- \_\_\_\_\_
- \_\_\_\_\_
- \_\_\_\_\_
- \_\_\_\_\_

Ear notch the following numbers in the right and left ear of the pig and mark that on the card.

9, Right: 1      Left: 4



10, Right: 81      Left: 10




Station Score \_\_\_\_\_

# Swine Skill-a-thon

Rules: Visit a series of stations and perform the specific task.

Individual Name \_\_\_\_\_

Total Score \_\_\_\_\_



**Feeds and Feeding Station**

Identify the feeds on the table and list them on the lines below.

- \_\_\_\_\_
- \_\_\_\_\_
- \_\_\_\_\_
- \_\_\_\_\_
- \_\_\_\_\_
- \_\_\_\_\_
- \_\_\_\_\_
- \_\_\_\_\_
- \_\_\_\_\_

Station Score \_\_\_\_\_



## Quiz Questions & Animal Parts

Answer the following.

1. The period of time from breeding to farrowing is called what?
2. A female pig before she has a litter is called a what?
3. What is the average normal rectal temperature for a pig?
4. The offspring produced at one farrowing is called a what?

Identify the labeled parts and list on the lines below.

5. \_\_\_\_\_
6. \_\_\_\_\_
7. \_\_\_\_\_
8. \_\_\_\_\_
9. \_\_\_\_\_
10. \_\_\_\_\_
11. \_\_\_\_\_



Station Score \_\_\_\_\_

**Money Management Station**

1. List two (2) ways to save money.

\_\_\_\_\_

\_\_\_\_\_

2. List three (3) forms of money.

\_\_\_\_\_

\_\_\_\_\_

\_\_\_\_\_

Read the situation and answer the questions below.

3. Figure total feed costs. \_\_\_\_\_

4. Figure total income \_\_\_\_\_

5. Figure total net worth \_\_\_\_\_

6. Which animal is worth more money, a or b ?

\_\_\_\_\_

Do you have a checking or saving account?

Yes No

Have you taken a 4H Money Management project?

Yes No

Station Score \_\_\_\_\_

**Showmanship Station**

List the acceptable areas for encouraging your pig to move when in the showing.

1. \_\_\_\_\_
2. \_\_\_\_\_
3. \_\_\_\_\_

Identify show equipment and list on the lines below.

5. \_\_\_\_\_
6. \_\_\_\_\_
7. \_\_\_\_\_
8. \_\_\_\_\_

Answer the following

9. A 260 lbs pig at fair weighed 60 lbs at initial weigh-in. The feeding period is 100 days. What is the average daily gain?

\_\_\_\_\_

Station Score \_\_\_\_\_