

# UI Extension Update

University of Idaho, U.S. Department of Agriculture, and Idaho counties cooperating.

Spring/Summer2021 Volume 8 Issue 2

## 2021 Workshops

### Managing for Forest Resilience

June 15, 2021

Orofino, ID

### Wildlife Management for Rural Landowners

June 24, 2021

Orofino, ID

### Forest Insect & Disease Field Day

June 25, 2021

Orofino, ID

### Climate Change Effects on Local Ecosystems

June 28, 2021

Zoom

### Reducing Wildfire Risk to Your Home & Outbuildings

June 29, 2021

Zoom

### Sixth Grade Forestry Tour

July 7, 2021

### 4-H Camp

July 16–19, 2021

### Current Topics in Farm & Forest Health

December 9, 2021

Orofino, ID

## Greetings!

by Bill Warren

Hello everyone. I hope your spring has gone well and you are caught up with all the spring chores that are so numerous this time of year.

As I am sure many of you are aware we are heading into summer with unusually dry conditions for this time of year. As reported in the Lewiston Tribune, the rain gauge at the Lewiston Airport is registering less than half of the normal precipitation since January 1<sup>st</sup>. All else equal, increased dryness increases the chances for wildfire.

Most of Idaho, including our area, is classified as either abnormally dry or in some class of drought at the time of this writing, and the forecast is for drought conditions to persist, or form, over the entire state this summer (see accompanying drought maps).

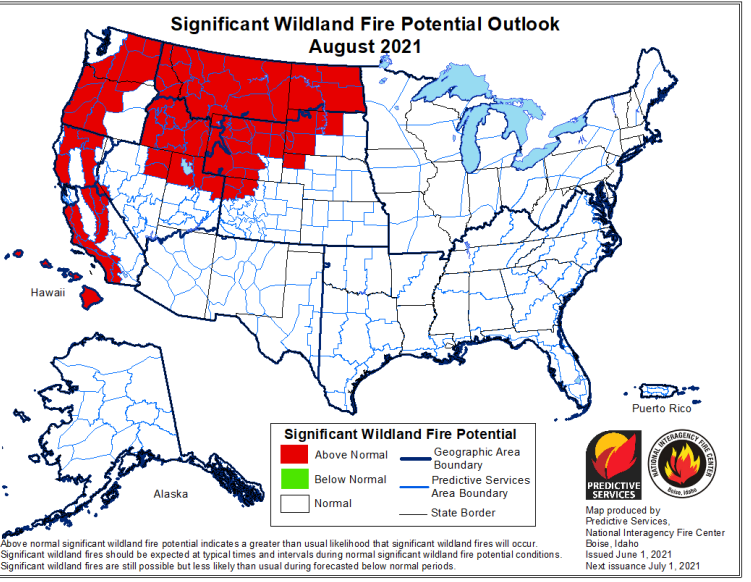
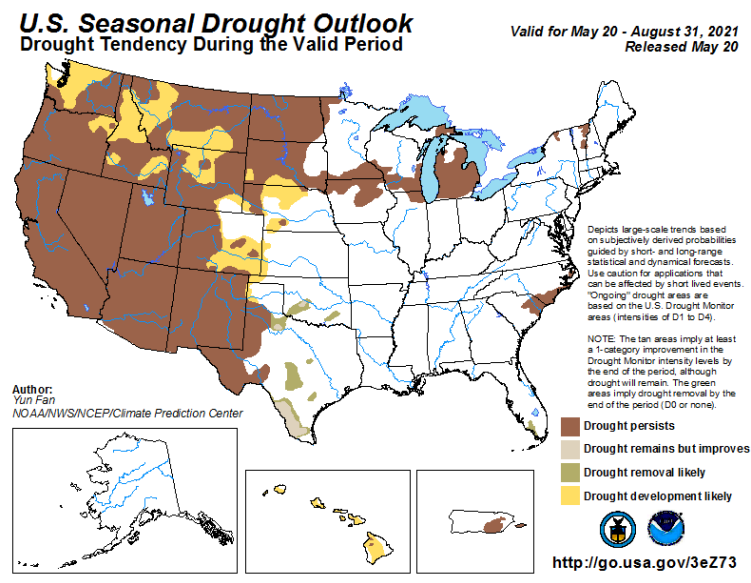
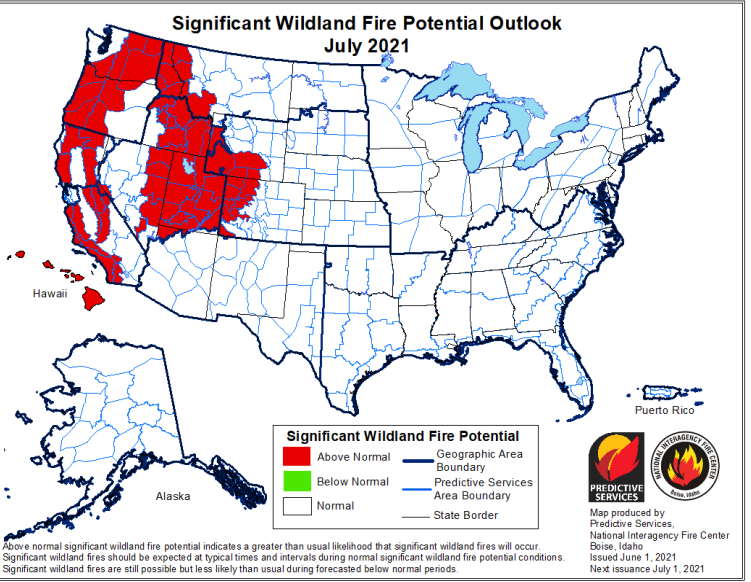
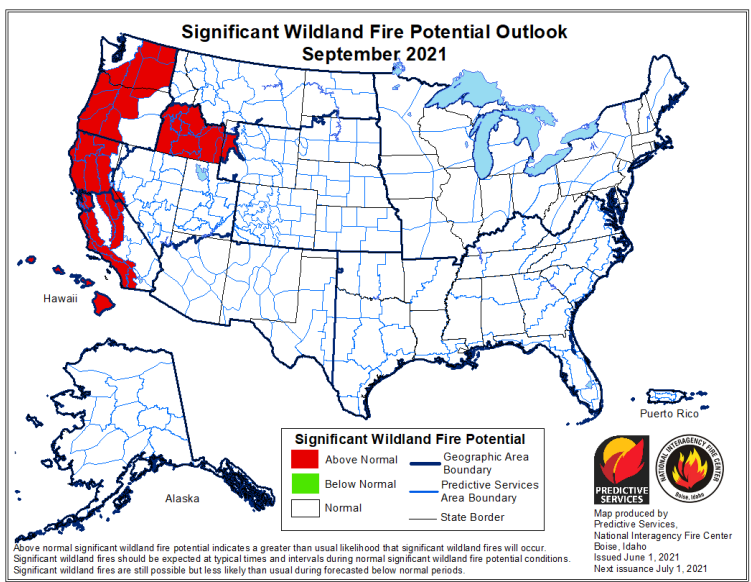
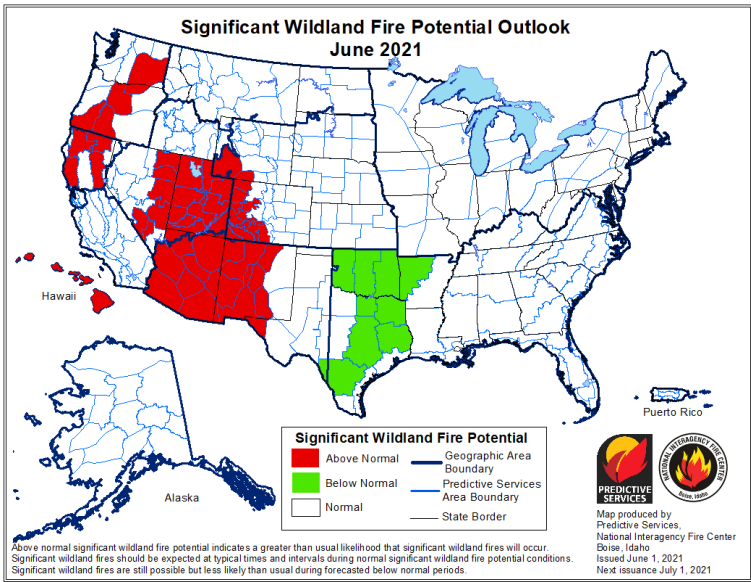
Climate forecasts for the summer are looking at greater chances for a warmer and dryer summer than normal (see accompanying climate forecast maps).

Because of these factors the National Interagency Fire Center is forecasting above normal chances for significant wildland fire potential for our area for both July and August, as well as the entire states of Idaho and Montana by August (see accompanying maps for Wildland Fire Potential). There have already been a few fires in our area.

Be prepared by reducing fuels around your home and outbuildings and take steps to armor your dwelling from embers. We have several good publications to assist you in reducing the risk of wildfire to your home and outbuildings at the Extension office that you can stop by and pick up or we can send to you via email.

We will also be offering a Zoom program on wildfire preparedness on Tuesday, June 29<sup>th</sup>. See details elsewhere in this newsletter for how to register.

Wishing everyone a great summer!



**Idaho Hay Report**  
Idaho Hay and Forage Association

Alfalfa—Large Square	
Supreme	\$220.00
Premium/Supreme	\$180.00
Good/Premium	\$180.00
Fair/Good	\$180.00 \$220.00
Utility/Fair	\$180.00

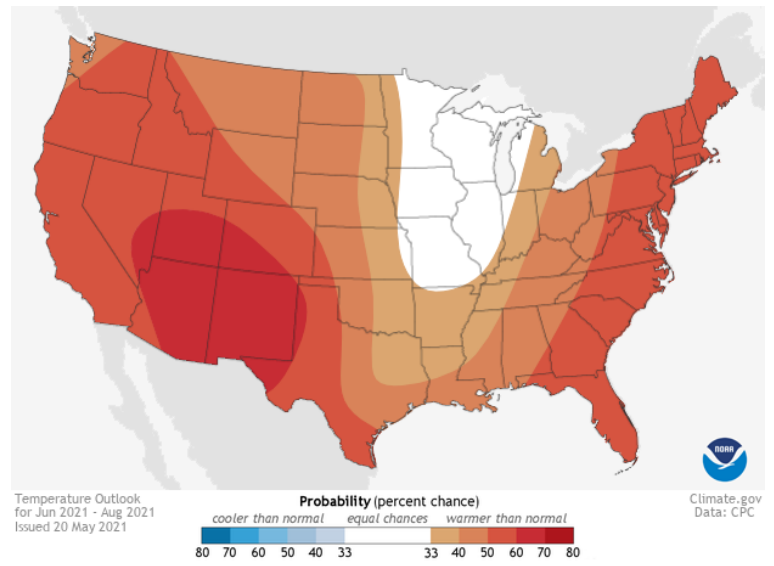
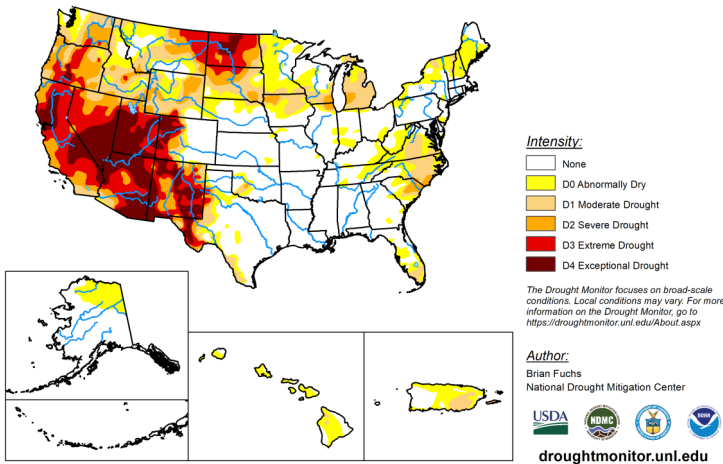
Friday, June 4, 2021

**Clearwater County** UNIVERSITY OF IDAHO EXTENSION UPDATE

Published quarterly by University of Idaho Extension, Clearwater County.  
**Clearwater County Extension Staff**  
 2200 Michigan Avenue, Orofino, ID 83544  
 clearwater@uidaho.edu (208) 476-4434

**U.S. Drought Monitor**  
**U.S. States and Puerto Rico**

**June 1, 2021**  
 (Released Thursday, Jun. 3, 2021)  
 Valid 8 a.m. EDT



**Strawberry-Chocolate Greek Yogurt Bark**

<https://www.eatingwell.com/recipe/259080/strawberry-chocolate-greek-yogurt-bark/>

Lightly sweetened Greek yogurt gets studded with fresh strawberries and chocolate chips then frozen so you can break it into chunks just like chocolate bark (but healthier!). This colorful snack or healthy dessert is perfect for kids and adults alike. Use full-fat yogurt to ensure the creamiest bark possible.

- 3 cups whole-milk plain Greek yogurt
- ¼ cup pure maple syrup or honey
- 1 teaspoon vanilla extract
- 1 ½ cups sliced strawberries
- ¼ cup mini chocolate chips

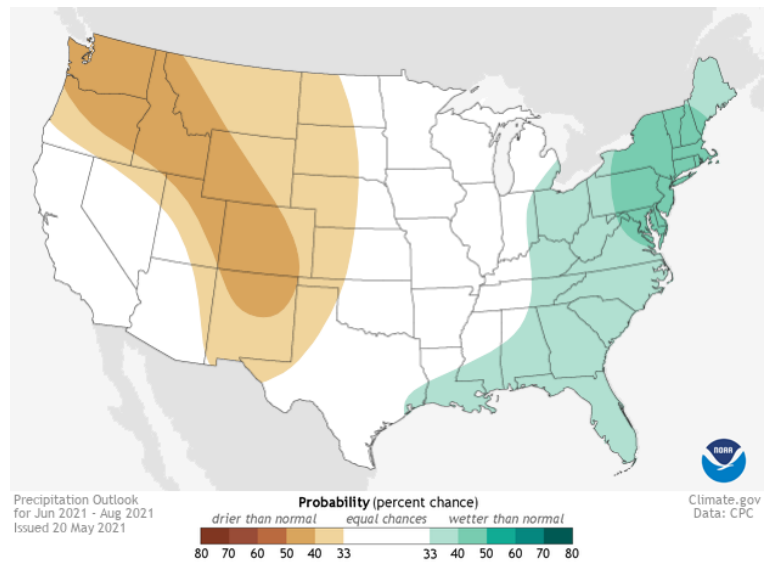
**Directions**

Step 1: Line a rimmed baking sheet with parchment paper.

Step 2: Stir yogurt, maple syrup (or honey) and vanilla in a medium bowl. Spread on the prepared baking sheet into a 10-by-15-inch rectangle. Scatter the strawberries on top and sprinkle with chocolate chips.

Step 3: Freeze until very firm, at least 3 hours. To serve, cut or break into 32 pieces.

Temperature Outlook  
 June, July, August 2021



Precipitation Outlook  
 June, July, August 2021

**A Sampling of Current Log Prices from Local Mills – June 2021**

Per thousand board feet (mbf) (Preferred lengths)

	Douglas Fir Larch	Grand Fir White Fir	Ponderosa Pine	Cedar	Spruce, Lodgepole	White Pine	Blued Pine
Empire Lumber 208-435-4703	\$375-535	\$425-500	\$100	\$1,175-1,250	\$350-400	\$350-400	\$80
Idaho Forest Group 208-507-0783	\$225-535	\$200-510	\$75-250	\$550-1,450	\$160-435	Other \$150	\$50
Bennett Lumber 209-758-5558	\$225-585	\$225-550	\$225-480	\$825-1,500	\$225-485	\$225-480	\$100
Bennett Lumber prices change monthly							



### Chicken Cutlets with Sun-Dried Tomato Cream Sauce

<https://www.eatingwell.com/recipe/276341/chicken-cutlets-with-sun-dried-tomato-cream-sauce/>

Though a chicken cutlet may be a chicken breast cut in half, this recipe shows how to make chicken cutlets with double the deliciousness. A jar of sun-dried tomatoes does double duty for this healthy dinner recipe. The flavorful oil they're packed in is used to sauté the chicken, and the tomatoes go into the cream sauce.

#### Directions

Step 1: Sprinkle chicken with 1/8 teaspoon each salt and pepper. Heat sun-dried tomato oil in a large skillet over medium heat. Add the chicken and cook, turning once, until browned and an instant-read thermometer inserted into the thickest part registers 165 degrees F, about 6 minutes total. Transfer to a plate.

Step 2: Add sun-dried tomatoes and shallots to the pan. Cook, stirring, for 1 minute. Increase heat to high and add wine. Cook, scraping up any browned bits, until the liquid has mostly evaporated, about 2 minutes. Reduce heat to medium and stir in cream, any accumulated juices from the chicken and the remaining 1/8 teaspoon each salt and pepper; simmer for 2 minutes. Return the chicken to the pan and turn to coat with the sauce. Serve the chicken topped with the sauce and parsley.



### COMING SOON Electronic Payments

Electronic payments on-line, over the phone, and in our office. (3% plus \$1.00 will be added for using this pay option.) You will always be able to mail your payment or pay in-person at the office. This electronic payment option will not be available at off-site locations.

## Contact Us!

University of Idaho Extension  
Clearwater County  
2200 Michigan Avenue  
Orofino, ID 83544  
Phone: (208) 476-4434  
[uidaho.edu/clearwater](http://uidaho.edu/clearwater)  
[clearwater@uidaho.edu](mailto:clearwater@uidaho.edu)

## 2021 ISDA Grasshopper/ Mormon Cricket Program



Grasshoppers and Mormon crickets continue to be one of the most serious pest problems affecting Idaho rangelands and adjacent croplands. The management and the timely control of grasshopper and Mormon cricket populations are high priorities for the Idaho State Department of Agriculture (ISDA) and our cooperators at the United States Department of Agriculture (USDA), and Agricultural Plant Health Inspection Service (APHIS).

### Infestations on State or Private Lands

\*North Idaho\*

Bonner, Boundary, Benewah, Kootenai, Latah, and Shoshone; *Latah County Extension Office* **Voice:** 208-883-2267  
**Fax:** 208-882-8505, **Email:** [latah@uidaho.edu](mailto:latah@uidaho.edu)

\*Nez Perce and Lewis Counties\*

*Nez Perce County Extension Office* **Voice:** 208-799-3096  
**Email:** [nezperce@uidaho.edu](mailto:nezperce@uidaho.edu)

\*Idaho and Clearwater Counties\*

*Idaho County Extension Office* **Voice:** 208-983-2667  
**Fax:** 208-983-0251, **Email:** [idaho@uidaho.edu](mailto:idaho@uidaho.edu)

For additional information, visit the ISDA Grasshopper/  
Mormon Cricket Program website: <http://invasivespecies.idaho.gov/grasshopper-mormon-cricket-control-program/>

University of Idaho  
Extension  
Clearwater County



### Preparing for the 2021 Wildfire Season: Reducing Wildfire Risk to Your Home & Outbuildings

June 29, 2021

Free - On-line Zoom

5:30 pm - 7:30 pm

Contact UI Extension—Clearwater County to Register or for more information: (208) 476-4434

Bill Warren, Extension Educator  
Land-Based Economic Development & Land Stewardship  
[williamw@uidaho.edu](mailto:williamw@uidaho.edu)

Erin Rodgers  
4-H Program Manager  
[erodgers@uidaho.edu](mailto:erodgers@uidaho.edu)

Meladi Page  
Extension Administrative Assistant  
[mpage@uidaho.edu](mailto:mpage@uidaho.edu)

# The Weedy Side



## Hoary Alyssum

Annual to short-lived perennial in the Mustard Family growing erect to 3 feet tall; the whole plant is covered with star-shaped hairs; the upper leaves are elliptic and clasp the stem; it has white flowers with petals which have a deep cleft in them. oval seedpods are 5 to 8 mm long, somewhat flattened and held

close to the stem. It has a slender tap root capable of deep soil penetration.

Hoary Alyssum is spread by seed. The plant emerges early in spring and continues to flower and produce seed until frost. This plant is a prolific seed producer; it can be producing seed near the bottom of the plant while the top is still blooming.

Hand pull to remove any new plants that may appear. Make sure that you replant to fill in the blanks created by the removal of the weed.

Herbicide control in rangeland settings: Telar or Escort @ 1 oz/acre + Surfactant 2,4-D @ 2-4 pts/acre + Surfactant. Cimarron Plus @ 1 oz/acre + Surfactant. Herbicide control in agricultural crops & orchards: Round-up (Glyphosate) @ 2-4 pts/ acre + surfactant. Gramoxone (Paraquat) @ 2.5-4 pts/ acre + Surfactant. 2,4-D @ 2-4 pts/acre + Surfactant. Matrix @ 4 oz/acre + Surfactant

Taken from Washington State Noxious Weed Control Board - [www.nwcb.wa.gov/weeds](http://www.nwcb.wa.gov/weeds)



## Yellow Starthistle

Yellow starthistle is a winter annual and it germinates in early spring. Average seed production ranges from 20 to 120 seeds per seed-head.

Mowing, tilling, hand-pulling and controlled burning are control methods used to reduce infestations. Mowing is effective if it occurs when two to five percent of the seed heads are flowering. This prevents the production of viable seed and also ensures that the lowest branches of the weed are above mower height. If mowed too early, the architecture of the plant changes from upright to horizontal and more seeds will be produced.

Taken from Colorado Department of Agriculture - <http://www.colorado.gov/ag/weeds>

University of Idaho  
Extension  
Clearwater County



## Anticipated Affects of Climate Change on Forests & Other Ecosystems in the Inland Northwest

June 28, 2021

Free - On-line Zoom

5:30 pm - 8:30 pm

Orofino, ID

Contact UI Extension—Clearwater County to Register or for more information (208) 476—4434

University of Idaho  
Extension  
Clearwater County



## Wildlife Management for Rural Landowners

June 24, 2021

Best Western, Orofino, ID

6:00 pm - 8:30 pm

Contact UI Extension—Clearwater County to Register or for more information (208) 476—4434

University of Idaho  
Extension  
Clearwater County



## Forest Insects & Disease Field Day

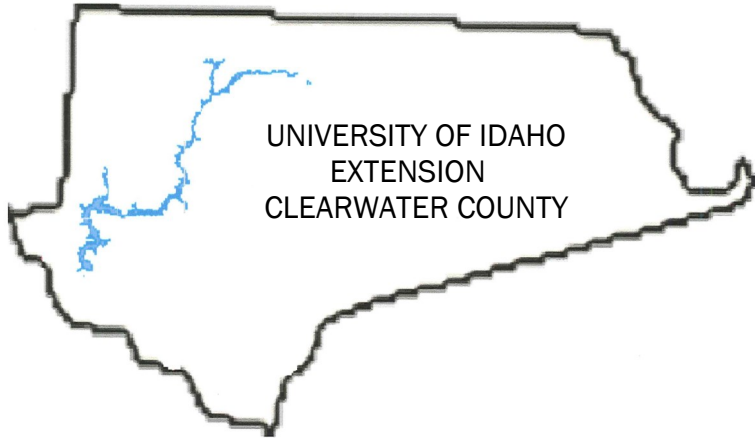
June 25 2021

Best Western, Orofino, ID

9:00 am - 3:00 pm

Contact UI Extension—Clearwater County to Register or for more information (208) 476—4434

# UI Extension Update



## INSIDE THIS ISSUE . . .

- Greetings! | 1
- Significant Wildland Fire Potential | 2
- U.S. Drought Outlook | 2 & 3
- Idaho Hay Report | 2
- Temperature & Precipitation Probability | 3
- Strawberry-Chocolate Greek Yogurt Bark | 3
- Log Prices | 3
- Chicken Cutlets w/ Sun-Dried Tomato Cream Sauce | 4
- ISDA Grasshopper/Mormon Cricket Program | 4
- Electronic Payments | 4
- Contact | 4
- The Weedy Side | 5



2200 Michigan Avenue  
Orofino, ID 83544

NONPROFIT ORG  
US POSTAGE PAID  
OROFINO, ID  
PERMIT NO. 40