




Family and Consumer Sciences

STEAM CLOTHING

LEVEL 3

[Table of Contents](#)

Rev. 09-20

Projects & Materials	Requirements	Exhibit Requirements
<p>Skill Level: Ages 12 and up</p> <p>Youth Materials:</p> <ul style="list-style-type: none"> • <i>STEAM Clothing 3 A Stitch Further</i> (#UN-L 4H2230D)  2014 • <i>ZSuites 4-H Involvement Report</i> • <i>ZSuites 4-H Project Record Book</i> • <i>A Stitch Further Checklist</i>  2015 <p>Volunteer Materials:</p> <ul style="list-style-type: none"> • <i>STEAM Clothing 3 A Stitch Further</i> (#UN-L 4H2230D)  2014 	<p>Using the STEAM Clothing 3 A Stitch Further manual:</p> <ul style="list-style-type: none"> • Complete at least 7 activities from the project manual and record in the ZSuites 4-H Project Record Book activity log. • Complete at least 10 skills each year from the A Stitch Further Skills Checklist • Have project helper date and sign each skill from the skills checklist • Give an oral presentation (speech, demonstration or illustrated talk) on a topic related to this project. <p>Complete the following:</p> <ul style="list-style-type: none"> • <i>ZSuites 4-H Project Record Book</i> • <i>ZSuites 4-H Involvement Report</i> • <i>A Stitch Further Skills Checklist</i> 	<ul style="list-style-type: none"> • ZSuites 4-H Project Record Book • ZSuites 4-H Involvement Report • A Stitch Further Checklist • STEAM Clothing 3 A Stitch Further Manual (or photocopies of activities completed from the manual) • Display one item that includes at least three new sewing skills learned in each year of taking this project <p>OR</p> <ul style="list-style-type: none"> • A display or a poster (14" x 22") illustrating something learned in this project year <p>The following are examples of items you could make and exhibit for this project:</p> <ul style="list-style-type: none"> • Pants or skirt with flat felled seam • Dress or skirt with lining • Garment sewn with special fabric • Tailored jacket • Non-clothing options: Pleated or gathered drapery, bedspread, lined drapery or curtain, furniture slipcovers
<p>County Requirements: Check with your County Extension Office for details.</p>		
<p>Support Materials: Idaho 4-H STEAM Clothing Fundamentals page (and to download the <i>A Stitch Further Skills Checklist</i>): https://www.uidaho.edu/extension/4h/projects/steam-clothing-fundamentals To purchase the STEAM curriculum from University of Nebraska-Lincoln visit: http://marketplace.unl.edu/ne4h/curriculum/fcs</p>		