















1. How would you rate the quality of recycling in your building?

	Response Percent	Response Count
Excellent 	1.3%	3
Pretty Good 	9.1%	21
Average 	20.3%	47
Not So Good 	19.8%	46
Terrible 	49.6%	115
<i>answered question</i>		232
<i>skipped question</i>		3



2. Which materials do you use regularly in your building? (Circle all that apply)

	Response Percent	Response Count
Paper 	88.2%	201
Plastic 	84.2%	192
Cardboard 	57.9%	132
Aluminum 	49.6%	113
Glass 	28.1%	64
<i>answered question</i>		228
<i>skipped question</i>		7



3. What obstacles, if any, keep you from recycling in your building? (Circle all that apply)

		Response Percent	Response Count
No bins available		74.1%	163
Bins are full		20.9%	46
Don't care about recycling		9.5%	21
Unsure if products are recyclable		16.4%	36
<i>answered question</i>			220
<i>skipped question</i>			15



4. Would you be willing to volunteer to help improve recycling in your building?

		Response Percent	Response Count
Yes		44.2%	102
No		55.8%	129
<i>answered question</i>			231
<i>skipped question</i>			4






5. Would you be willing to attend a short workshop to increase awareness about what items can be recycled in your building?

		Response Percent	Response Count
Yes		38.5%	89
No		61.5%	142
<i>answered question</i>			231
<i>skipped question</i>			4

6. Are you satisfied with the current state of recycling in your building?

	Response Percent	Response Count
Yes 	22.8%	53
No 	77.2%	179
<i>answered question</i>		232
<i>skipped question</i>		3



7. How would you rate your recycling knowledge (what items are recyclable, bin locations, etc)?

	Response Percent	Response Count
Excellent 	17.0%	40
Pretty Good 	37.9%	89
Average 	30.2%	71
Not so Good 	7.7%	18
Terrible 	7.2%	17
<i>answered question</i>		235
<i>skipped question</i>		0






8. Name of Building

	Response Count
	235
<i>answered question</i>	235
<i>skipped question</i>	0





9. Do you think recycling is an important part of our campus community?

		Response Percent	Response Count
Yes		90.9%	210
No		9.1%	21
answered question			231
skipped question			4



10. How would you rate the quality of recycling across the UI campus?

		Response Percent	Response Count
Excellent		3.0%	7
Pretty Good		31.0%	72
Average		34.9%	81
Not So Good		23.7%	55
Terrible		7.3%	17
answered question			232
skipped question			3






11. What obstacles, if any, keep you from recycling on the UI campus?

		Response Percent	Response Count
No bins available		65.5%	135
Bins are full		20.9%	43
Don't care about recycling		8.7%	18
Unsure if products are recyclable		19.9%	41
answered question			206
skipped question			29



12. Are you satisfied with the current state of recycling on the UI campus?

		Response Percent	Response Count
Yes		42.7%	96
No		57.3%	129
<i>answered question</i>			225
<i>skipped question</i>			10

13. Please circle any initiatives that you believe would improve recycling on the UI campus?

		Response Percent	Response Count
Enhanced recycling education program for students		23.2%	53
Consistent signs and labeling for recycling resources		62.7%	143
Increased number and visibility of recycling bins		80.7%	184
Stronger support from university leaders and administrator		34.6%	79
No improvements are necessary		4.8%	11
<i>answered question</i>			228
<i>skipped question</i>			7

14. Would you support a student fee increase (\$2 or less) to enhance UI's recycling program?

	Response Percent	Response Count
Yes 	65.9%	153
No 	34.1%	79
<i>answered question</i>		232
<i>skipped question</i>		3

15. Please share any additional comments or suggestions you have about the recycling program in your building or anywhere on campus...

	Response Count
	39
<i>answered question</i>	39
<i>skipped question</i>	196