

Here Are Some Fun Facts About Living and Gardening In Our Area...

- ◆ Why do they call this area the Treasure Valley?
 - ◇ Historically, the valley had been known as the Lower Snake River Valley or the Boise River Valley. In 1959, Pete Olesen of Caldwell, who owned a seed company and served as president of the board of a coalition of chambers of commerce, coined the name “Treasure Valley.” He chose this name to reflect the treasure chest of resources and opportunities that the region offered.
- ◆ The Treasure Valley stretches from Mountain Home through Ontario, Oregon with altitude ranging from 2800’ in the Upper valley to 2300’ in the Lower valley.
- ◆ Our average rainfall is approximately 11 inches per season from October through May.
- ◆ June - September are normally hot and dry months with temperatures ranging from the high 80’s to well above 100.
- ◆ We are located in a high-arid, desert region.
- ◆ We have a very low humidity level in summer. Near single digits.
- ◆ The Treasure Valley has over 500 miles of irrigation canals.
- ◆ Pressurized irrigation is common throughout the area, which normally runs from mid-April through early-October.
- ◆ Local irrigation districts normally have the irrigation water turned on around April 15th.
- ◆ Lawns usually need about 1” of water per week during the spring and fall, and up to 2” during the hot summer months.
- ◆ The soil in our region has a high PH level, normally running in the range of 8-12. This is due to Alkaline that is found in the soil around our valley.
 - ◇ Avoid planting low-level PH (acid loving) blueberries and rhododendron, unless you’re planning to heavily amend your soil, or use containers.
 - ◇ Some soil requires mineral amendments like manganese and sulfur to avoid Chlorosis, or yellowing leaves on shrubs and trees.

Quick Reference Guides:


Idaho Preferred
Farmers Markets




Basic Lawncare



Idaho Landscapes
and Gardens



Soil Testing



Open the camera app on your phone and hover over the QR code until a link appears for the webpage.

University of Idaho Extension
Canyon County

2C Idaho Master Gardeners

FREE Plant Clinics
May - September

Monday	1pm - 4pm
Tuesday	9 am -12pm
Wednesday	1pm - 4pm

501 Main St. | Caldwell, ID 83605
208-459-6003 | ccmg@uidaho.edu
uidaho.edu/canyon

Blog at idahomastergardener.blogspot.com
Pest Alert Network at pnwpestalert.net

Follow us on Social Media:

Facebook: @2cMasterGardener
Twitter: @2cUIEHort


QR codes for: UI Extension Canyon, Idaho Master Gardener Blog, Pest Alert Network, Facebook, Instagram, Twitter



Welcome to What Locals Call

The Treasure Valley “Southwest Idaho”

Brought to you by the
University of Idaho Extension,
Canyon County Master Gardeners



[Helpful Hints For a Wonderful Lawn and Garden](#)

Items to get started in the winter.

Mid-December through Mid-January:

- ◆ Gather ideas from seed catalogs.
- ◆ Start planning your spring and summer garden.

Late January through Mid-February

- ◆ Start your cool season seedlings inside your home or a greenhouse.

Mid-February through Mid-March

- ◆ Prepare your garden beds with mature compost.
- ◆ Get ready to plant your cool season veggies around St. Patrick's Day.

Items to get started in the spring.

Mid-March through Mid-April:

- ◆ Local Farmers Markets will be starting in early April.
- ◆ Start seedlings for flowers and summer veggies.
- ◆ Aerate your lawn and spread new grass seed in problem areas.
- ◆ Check your lawnmower. Have it tuned-up and the blades sharpened.
- ◆ Check your gardening hand tools for cleanliness and sharpness.

Mid-April through Mid-May:

- ◆ Apply the first fertilizer application to your lawn.
- ◆ Make sure your irrigation system pressure is running well.
- ◆ Check your sprinkler system to make sure that all of the stations are working properly. Change any damaged sprinkler heads.
- ◆ Now is a good time to pick up some locally grown plants from gardening experts.

Here are some options...

- ◆ The University of Idaho Extension Canyon County in Caldwell has a plant sale the last Saturday in April.
- ◆ Canyon Springs Church in Middleton has a plant sale the Saturday before Mother's Day.
- ◆ St. Paul's Church in Nampa has a community plant sale the first Saturday in May.
- ◆ The Idaho Botanical Garden in Boise has a native plant sale the first Saturday in May.
- ◆ The University of Idaho Extension Ada County in Garden City has a plant sale the first Saturday in May.

Items to get started in summer.

Late June through Mid-July:

- ◆ Apply the second fertilizer application to your lawn.
- ◆ Check your lawnmower oil. Replace if necessary.
- ◆ Prepare your fall garden beds for planting. Add more compost.

Items to get started in fall.

Early September through Early October:

- ◆ Apply the third fertilizer application to your lawn.

Mid-October through Mid-November:

- ◆ Mow over the dead leaves in your yard and add to your compost.
- ◆ Winterize your lawn mower by cleaning it and draining fluids.
- ◆ Clean your gardening hand tools and sharpen if necessary.
- ◆ Consider adding a fall/winter fertilizer application to your lawn.